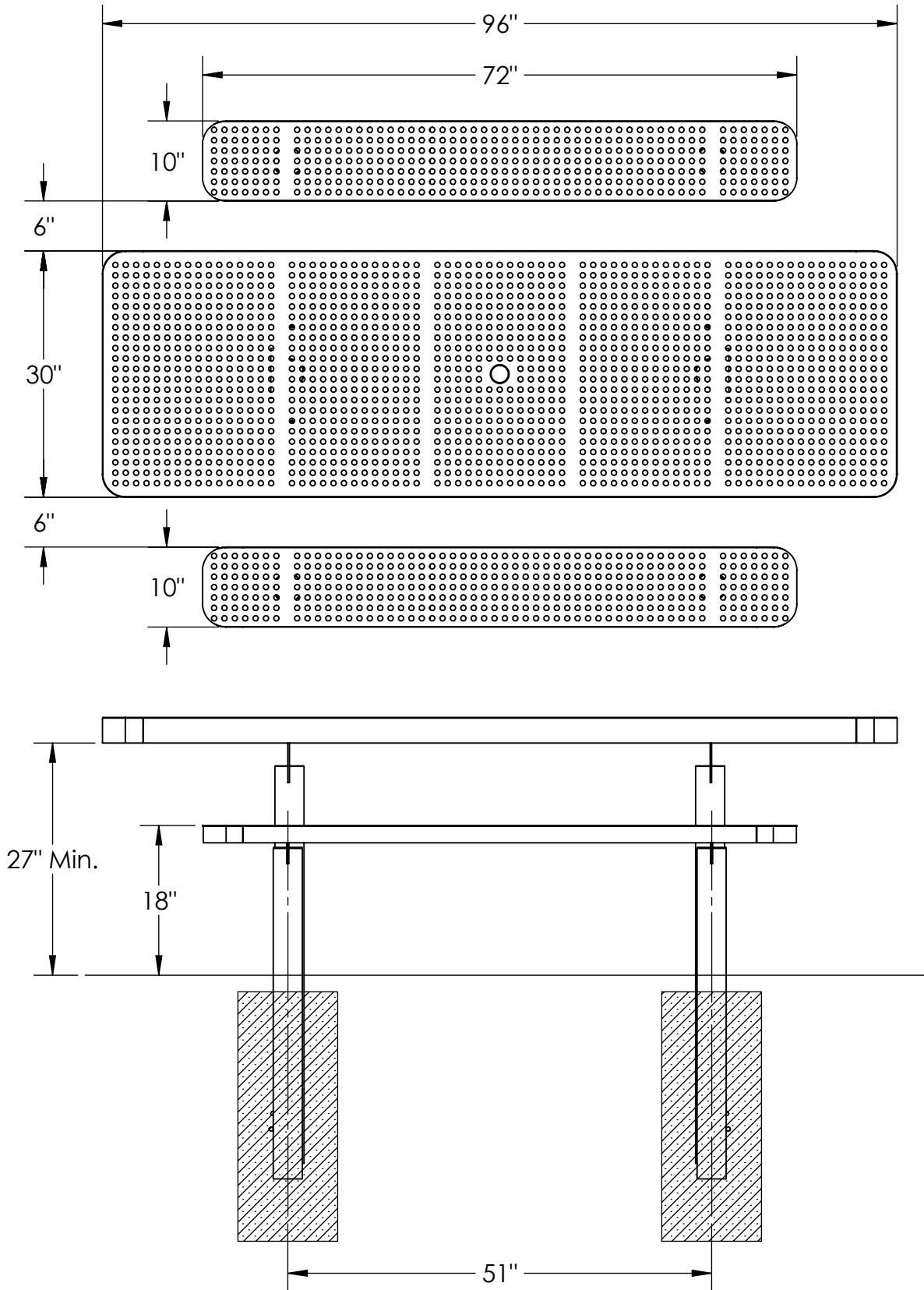


8' Champion Perforated Metal Direct Bury Accessible Multi-Pedestal Picnic Table

950-5P6



PREMIER POLYSTEEL

The Best Commercial Outdoor Furniture Available. Period.

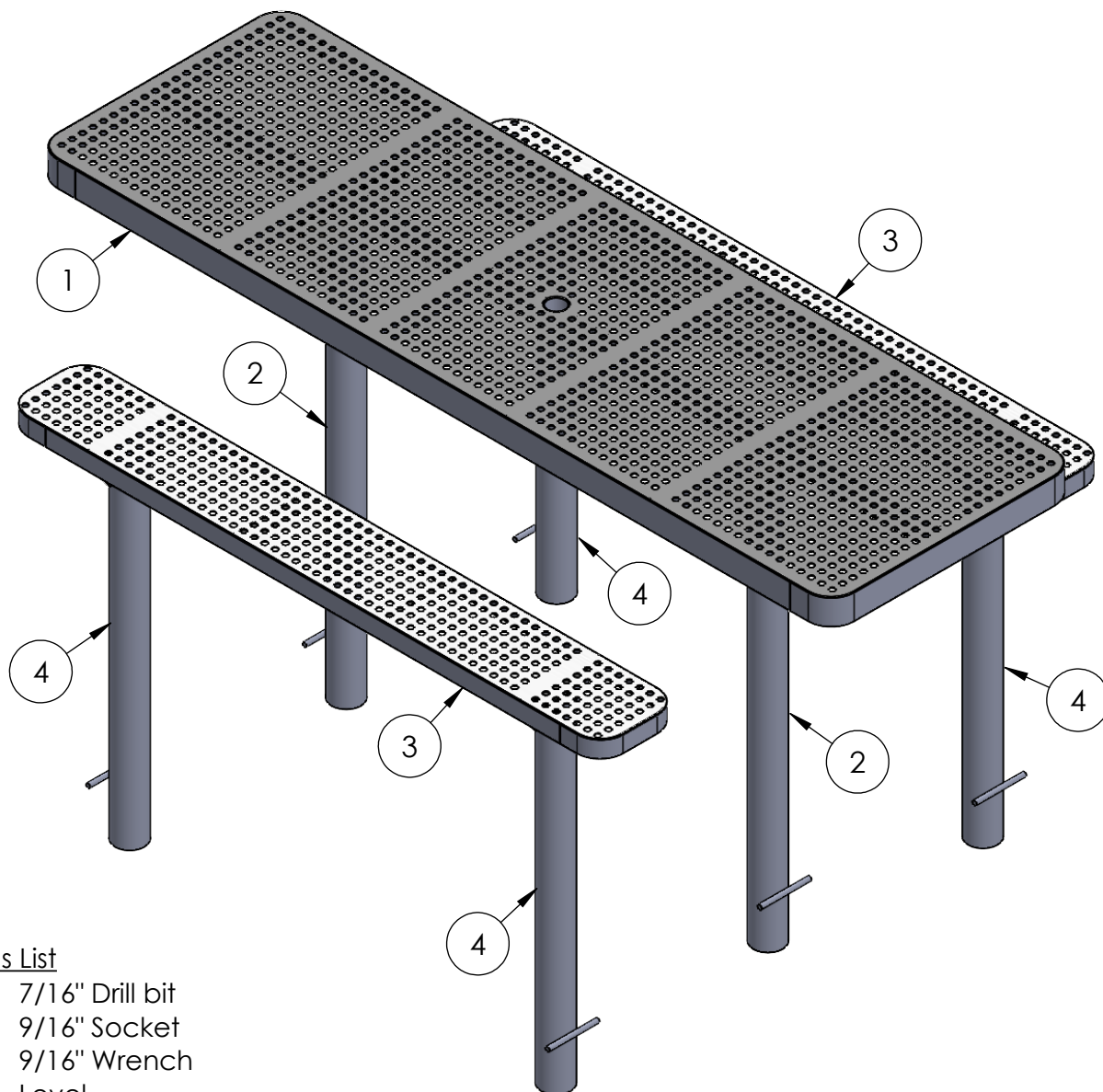


SIZE
A

REV. X.01 | SHEET 1 OF 3

8' Champion Perforated Metal Direct Bury Accessible Multi-Pedestal Picnic Table

950-5P6



Tools List

- 7/16" Drill bit
- 9/16" Socket
- 9/16" Wrench
- Level
- Impact Gun (optional)
- Drill

ITEM NO.	PART NUMBER	DESCRIPTION	QTY.
1	642-AP5	8' Champion Perforated Access Table	1
2	630-080	Table Pedestal	2
3	622-0P3	6' Champion Perforated Seat/Back	2
4	630-081	Seat Pedestal	4
5	516-058	3/8"x1-1/2" SS Hex Bolt	12
6	516-023	3/8" SS Flat Washer	24
7	516-028	3/8" SS Nylock Nut	12



PREMIER POLYSTEEL

The Best Commercial Outdoor Furniture Available. Period.

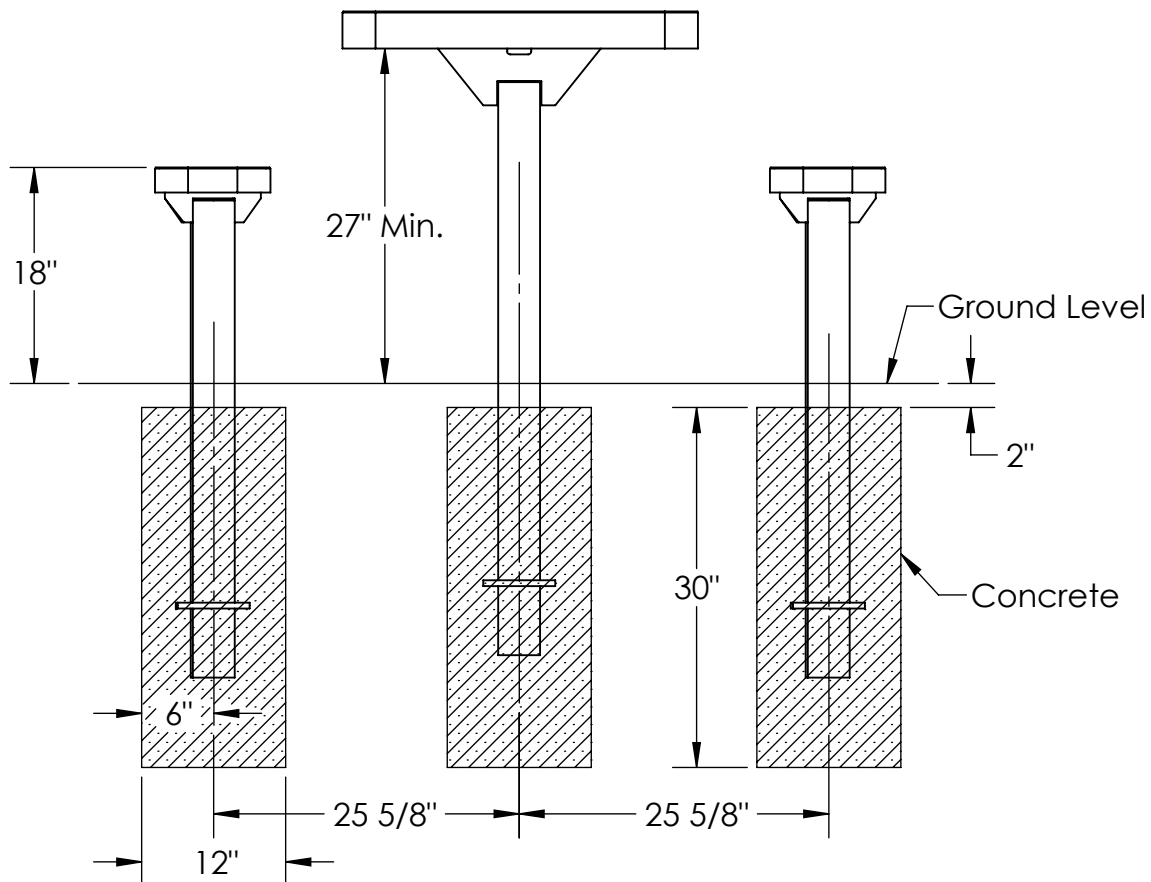


SIZE
A

REV. X.01 | SHEET 2 OF 3

8' Champion Perforated Metal Direct Bury Accessible Multi-Pedestal Picnic Table

950-5P6



1. Bore 6no. 12" diameter holes into the ground as per drawings.
2. The holes should be at least 32" deep as shown or below the frost line in your area, which ever is greater.
3. Place 4-6" of pea rock in hole.
4. Drill out all holes on the furniture and posts with a 7/16" drill bit.
5. Place the pedestal posts into the holes and support them.
6. Bolt the table top onto the pedestal posts using fixings provided.
7. Bolt the seats on to the seat support pedestals.
8. Level table and seats and adjust to desired height. Recommended height is 18" from the ground to the top of the seats and 31" to the table top.
9. Fill the holes with concrete to approximately 2" below ground level or fill to no higher than ground level and crown the top so that water will run off.
10. Let stand for 24 hours before removing the supports.

Periodic check of bolts tightness recommended

In accordance to California law: WARNING - This product contains a chemical known to the State of California to cause cancer and birth defects or other reproductive harm.



PREMIER POLYSTEEL

The Best Commercial Outdoor Furniture Available. Period.



SIZE
A

REV. X.01 | SHEET 3 OF 3