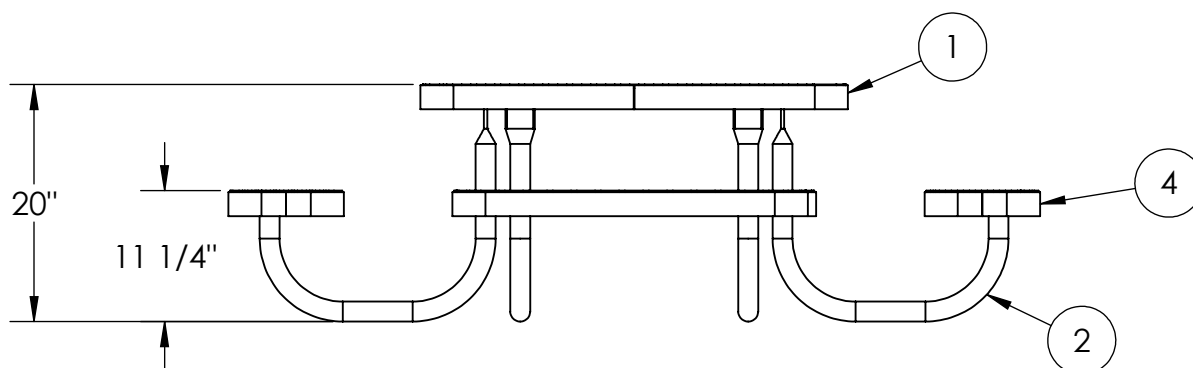
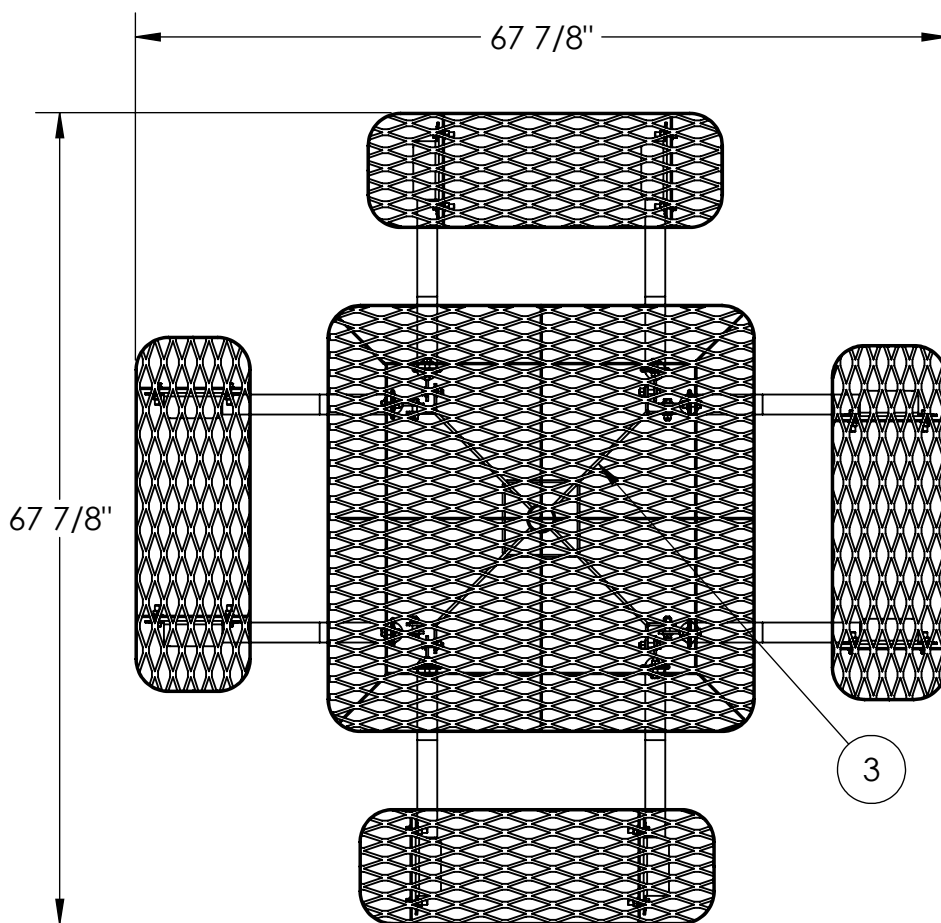




3' Champion Expanded Metal Free Standing Children's Square Picnic Table **944-091**



ITEM NO.	PART NUMBER	DESCRIPTION	QTY.
1	642-311	Kids Square Expanded Table	1
2	634-311	3' Square Kids Table Leg	8
3	634-119	Square Table Leg X Brace	1
4	622-319	30" Champion Seat for 3' Sq Kids Table	4
5	516-058	3/8"x1-1/2" SS Hex Bolt	32
6	516-023	3/8" SS Flat Washer	64
7	516-028	3/8" SS Nylock Nut	32



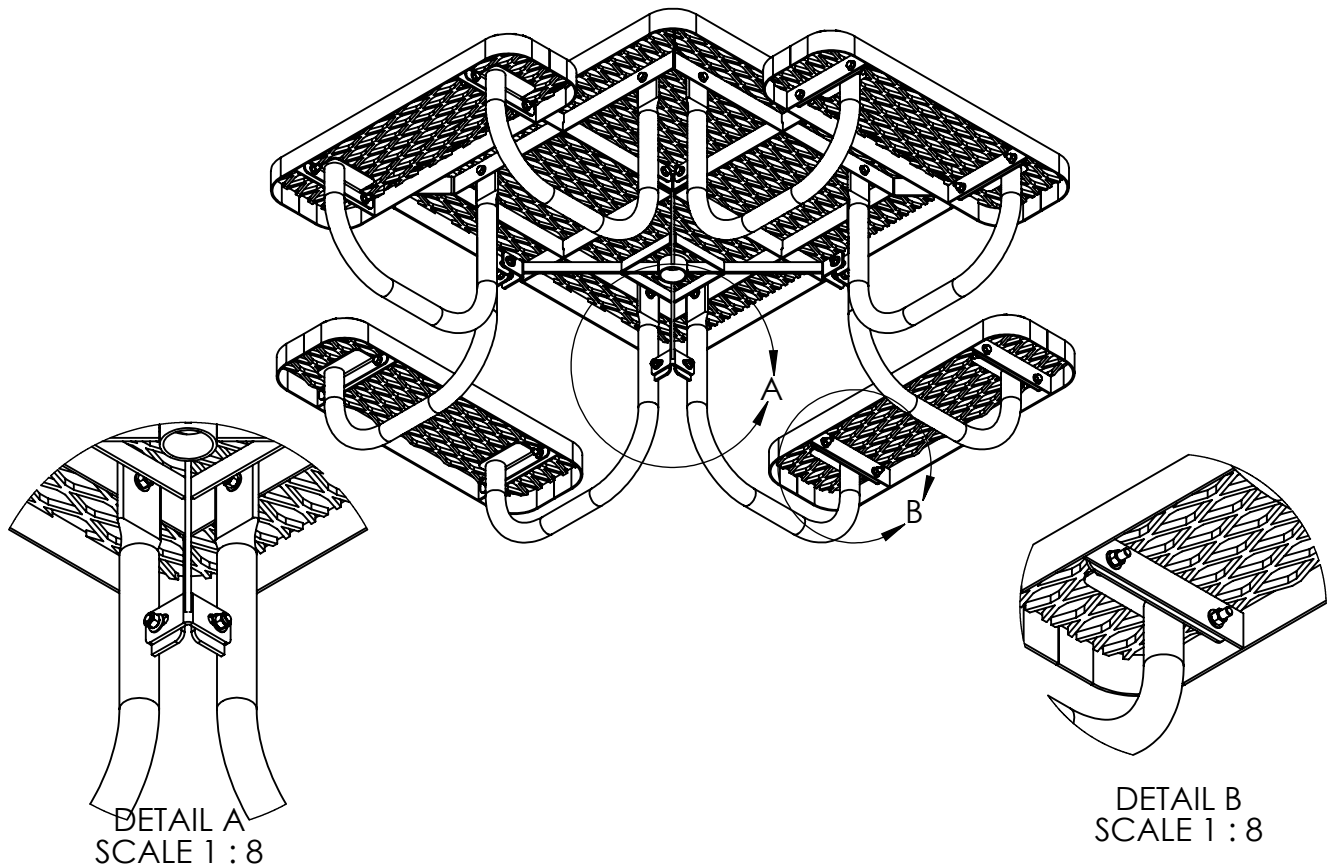
PREMIER POLYSTEEL

The Best Commercial Outdoor Furniture Available. Period.





3' Champion Expanded Metal Free Standing Children's Square Picnic Table 944-091



1. Drill the plastic out of all mounting holes using a 7/16" drill bit.
2. With table top upside down bolt 2 opposing legs on to top. Do not tighten the bolts now.
3. Attach "x" shaped leg brace to the 2 legs.
4. Attach the other 6 legs fastening to the "x" shaped leg brace as you go.
5. Attach seats to other end of leg. The vertical portion of the angle iron leg top bolts flush with
6. the seat support bar.
7. Flip the table right side up, level the top and seats, and tighten all of the bolts.

Tools List

- 7/16" Drill bit
- 9/16" Socket
- 9/16" Wrench
- Level
- Impact Gun (Optional)
- Drill

This product uses Hardware Pack HWPK01
(you may receive extra hardware)

32 qty. 3/8" x 1-1/2" SS Hex Bolt

32 qty. 3/8" SS Nylock Nut

64 qty. 3/8" SS Flat Washer

In Accordance to California law: WARNING This product contains a chemical known to the State of California to cause cancer and birth defects or other reproductive harm.



PREMIER POLYSTEEL

The Best Commercial Outdoor Furniture Available. Period.

