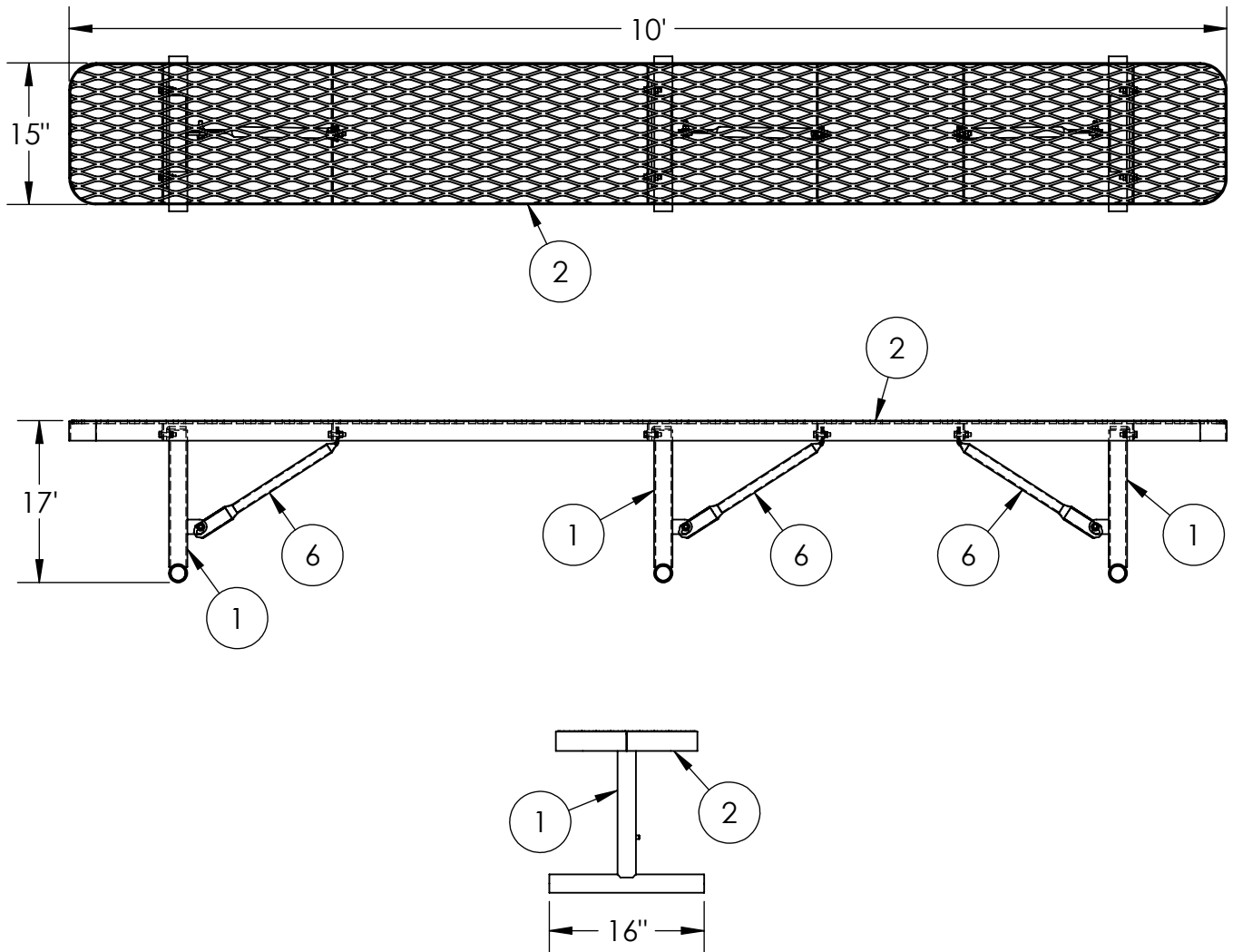




10' Champion Supreme Expanded Metal Free Standing Bench without Back

937-601



ITEM NO.	PART NUMBER	DESCRIPTION	QTY.
1	631-110	Supreme Bench Without Back Stand FS	3
2	622-116	10' CHAMPION SUPREME SEAT/BACK	1
3	516-058	3/8"x1-1/2" SS Hex Bolt	12
4	516-023	3/8" SS Flat Washer	24
5	516-028	3/8" SS Nylock Nut	12
6	631-313A	Brace for FS Bench	3



PREMIER POLYSTEEL

The Best Commercial Outdoor Furniture Available. Period.

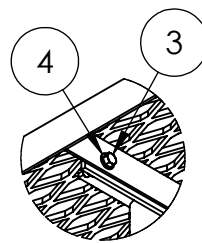
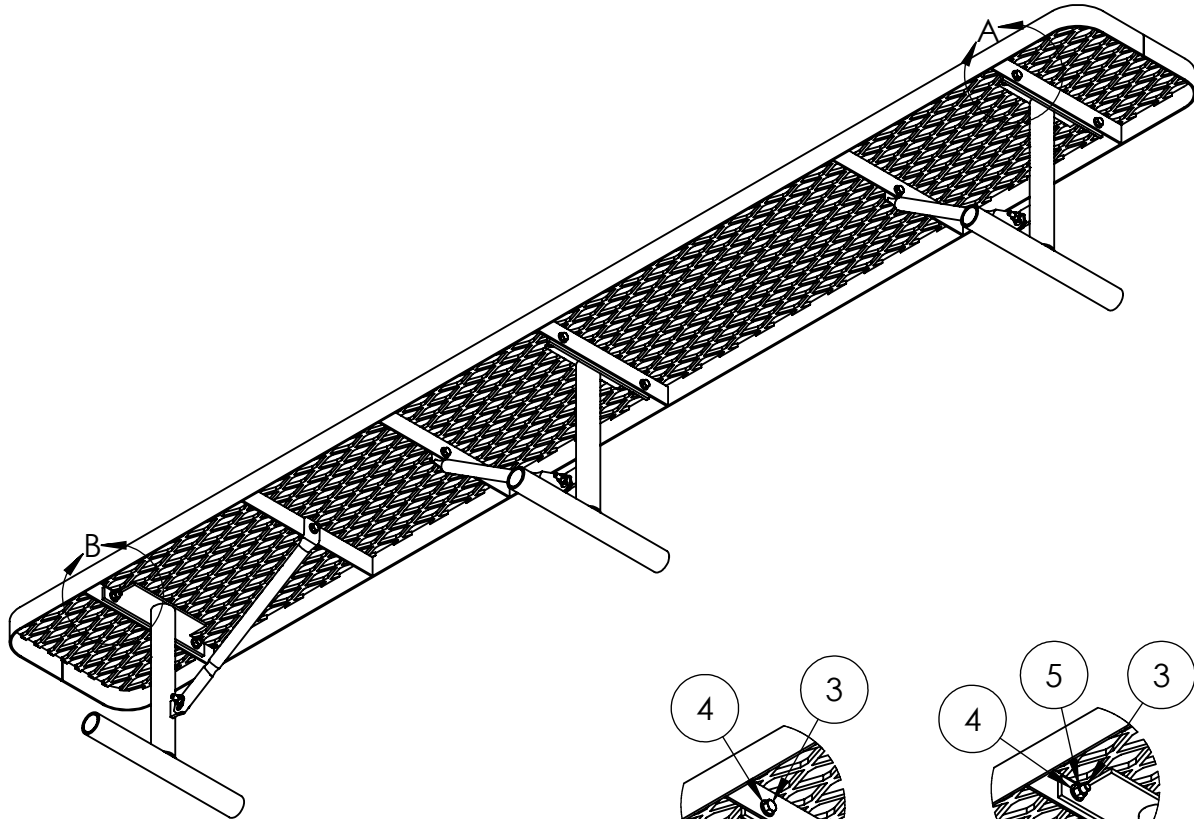


SIZE
A

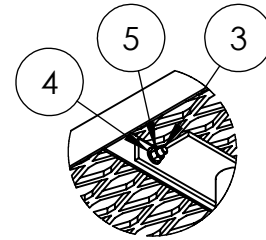


10' Champion Supreme Expanded Metal Free Standing Bench
without Back

937-601



DETAIL A
SCALE 1 : 9



DETAIL B
SCALE 1 : 9

1. Drill plastic out of the mounting holes on the seat, stands and braces using a 7/16" diameter drill bit.
2. Bolt the seat to the stand and braces loosely using fixings provided. Set on level surface and tighten up.

Tools List

- 7/16" Drill bit
- 9/16" Socket
- 9/16" Wrench
- 7/32" Allen Wrench
- Drill

Periodic check of bolts tightness recommended

In accordance to California law: **WARNING** - This product contains a chemical known to the State of California to cause cancer and birth defects or other reproductive harm.



PREMIER POLYSTEEL

The Best Commercial Outdoor Furniture Available. Period.



SIZE
A

REV. X.01 | SHEET 2 OF 2