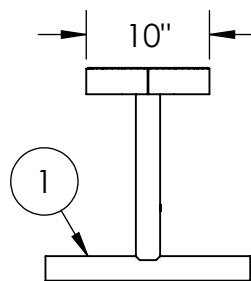
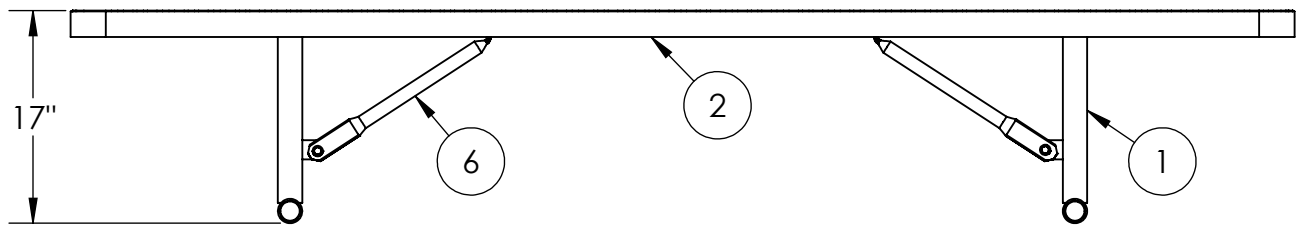
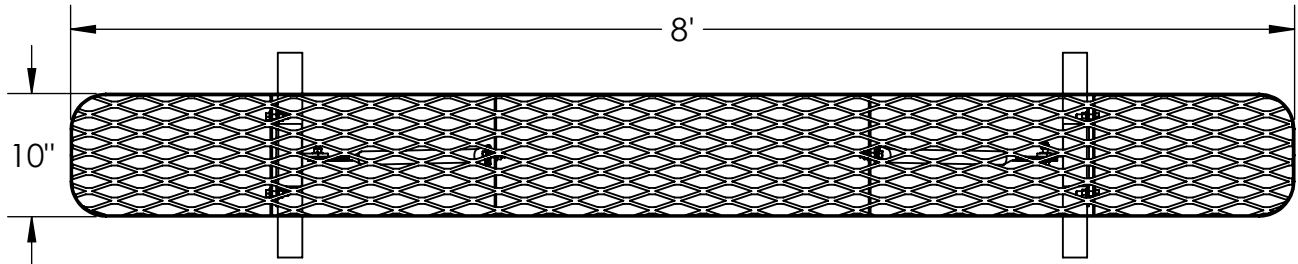




CHAMPION 8' WITHOUT BACK, FREE STANDING

935-501



ITEM NO.	PART NUMBER	DESCRIPTION	QTY.
1	631-010	Bench Stand FS	2
2	622-015	Champion 8' Seat/Back	1
3	516-058	3/8"x1-1/2" SS Hex Bolt	8
4	516-023	3/8" SS Flat Washer	16
5	516-028	3/8" SS Nylock Nut	8
6	631-313	BRACE	2

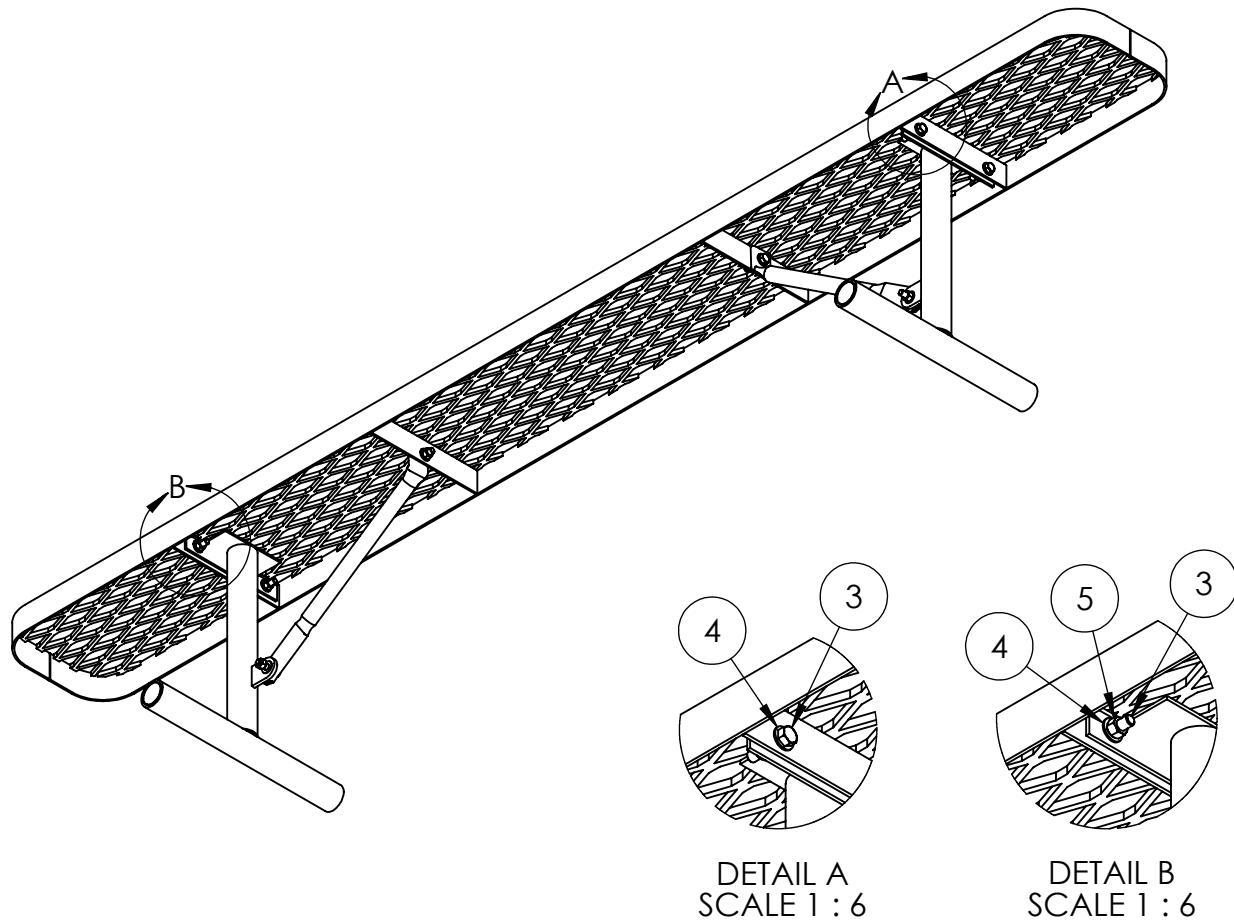


PREMIER POLYSTEEL

The Best Commercial Outdoor Furniture Available. Period.



SIZE
A



1. Drill plastic out of the mounting holes on the seat, stands and braces using a 7/16" diameter drill bit.
2. Bolt the seat to the stand and braces loosely using fixings provided. Set on level surface and tighten up.

Tools List

- 7/16" Drill bit
- 9/16" Socket
- 9/16" Wrench
- Level
- Impact Gun (Optional)
- Drill

Periodic check of bolts tightness recommended

In Accordance to California law: WARNING This product contains a chemical known to the State of California to cause cancer and birth defects or other reproductive harm.



PREMIER POLYSTEEL

The Best Commercial Outdoor Furniture Available. Period.

