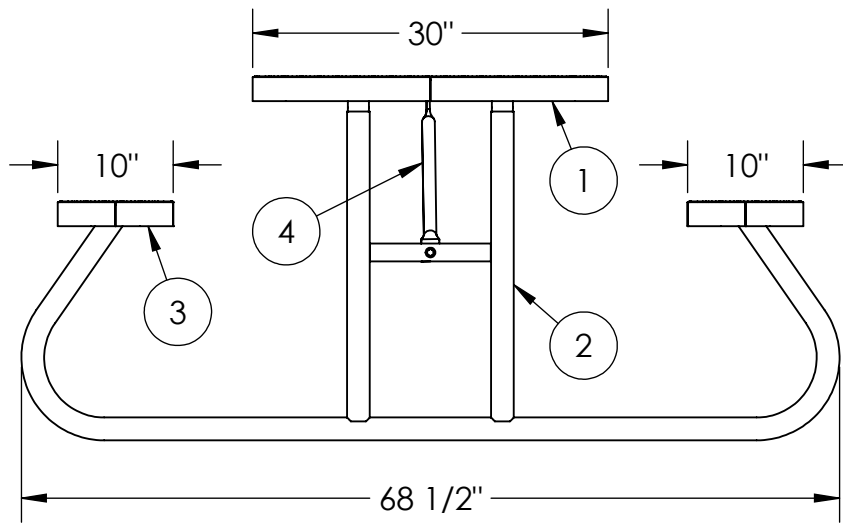
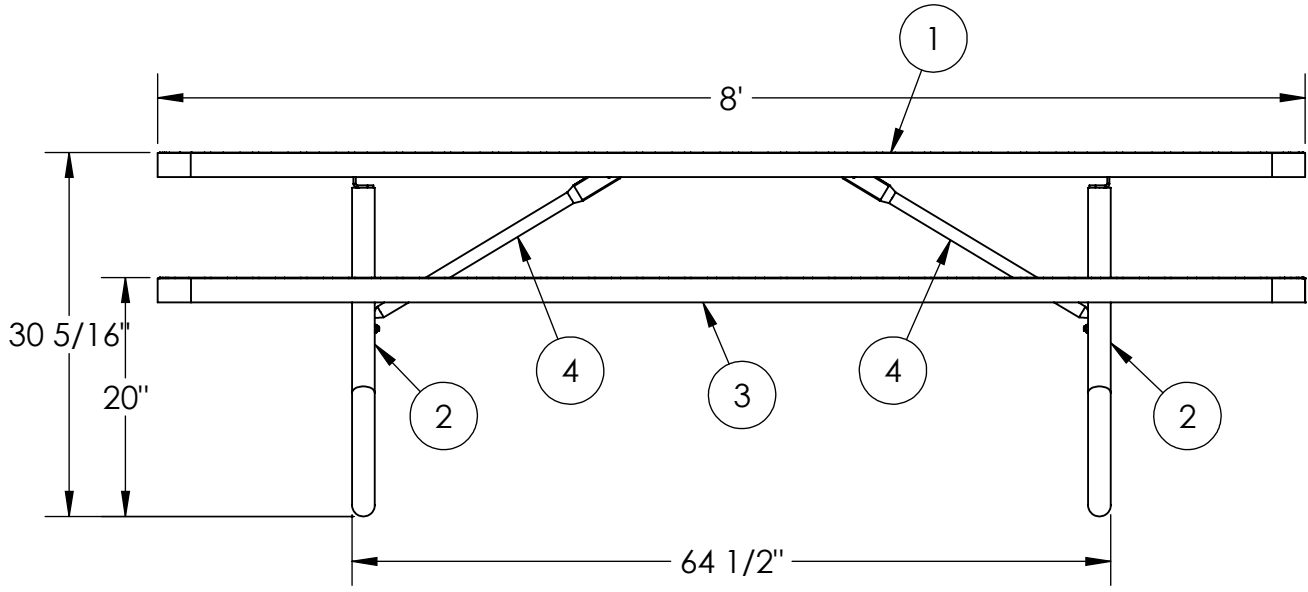




8' Champion Expanded Metal Free Standing Picnic Table

924-501



ITEM NO.	PART NUMBER	DESCRIPTION	QTY.
1	642-015	8' Champion Table Top	1
2	634-010	Free Standing Table Stand For Seats	2
3	622-015	Champion 8' Seat/Back	1
4	634-013A	TABLE BRACE	2
5	516-058	3/8"x1-1/2" SS Hex Bolt	16
6	516-023	3/8" SS Flat Washer	32
7	516-028	3/8" SS Nylock Nut	16



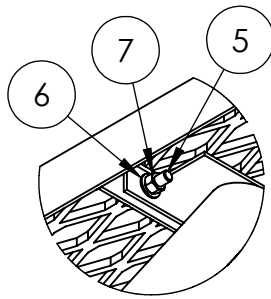
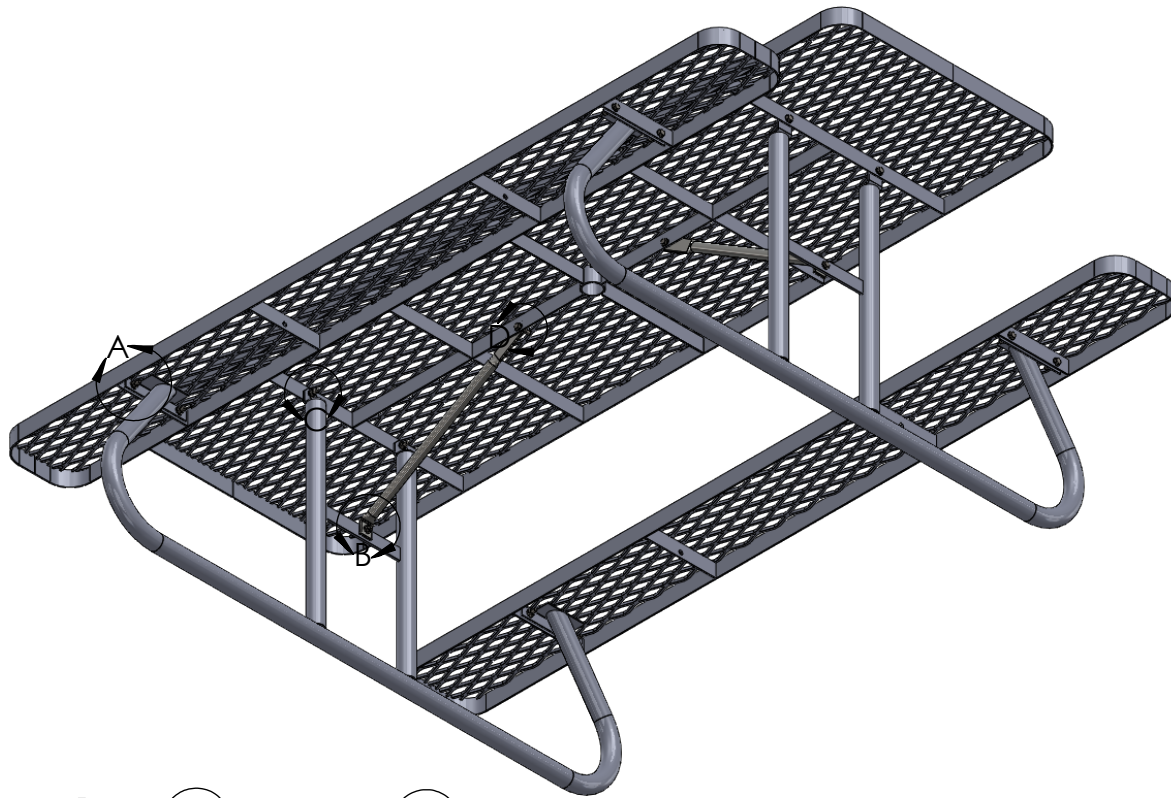
PREMIER POLYSTEEL

The Best Commercial Outdoor Furniture Available. Period.

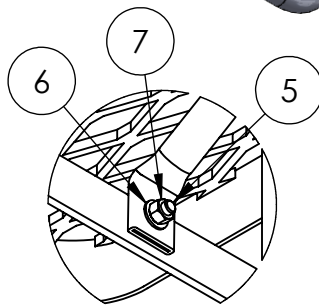


SIZE
A

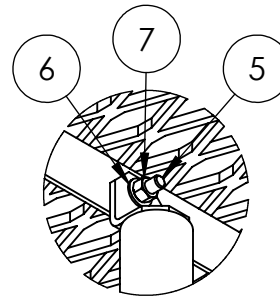
REV. X.01 SHEET 1 OF 2



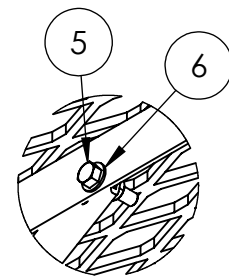
DETAIL A
SCALE 1 : 6



DETAIL B
SCALE 1 : 5



DETAIL C
SCALE 1 : 5



DETAIL D
SCALE 1 : 5

1. Drill out holes.
2. Attach both legs to the inside of table support bar. (See photo above)
3. Attach the seats to the legs.
4. Attach the straight end of each brace to the table. (See photo above)
5. Attach bent end of both braces to the cross bar of each leg. (See photo above)

Tools List

- 7/16" Drill bit
- 9/16" Socket
- 9/16" Wrench
- 7/32" Allen Wrench
- Drill

Periodic check of bolts tightness recommended

In accordance to California law: WARNING - This product contains a chemical known to the State of California to cause cancer and birth defects or other reproductive harm.



PREMIER POLYSTEEL

The Best Commercial Outdoor Furniture Available. Period.

