

# PREMIER POLYSTEEL

The Best Commercial Outdoor Furniture Available. Period.





# WELCOME TO PREMIER POLYSTEEL

**The Best Commercial Outdoor Furniture Available. Period.**

Arrange the 20 year warranty image and USA image to be either at the top or bottom of the text. Please replace the current text with the following:

Premier Polysteel is committed to customer satisfaction, quality, and safety! Recognizing the importance of having the best quality outdoor furniture, we build products that last a lifetime. Emphasis is put on the importance of careful and safe design. Only first-rate materials are used. Because we are so sure you will enjoy our products for years to come, we can confidently offer a **20 Year Best-in-Industry Warranty!**

All Premier Polysteel steel products are 100% plastisol (PVC) coated – *including the bench and picnic table legs!* Powder coated frames tend to scratch, chip, and then rust easily after short exposure to the elements. This weakens the product and can stain the concrete or stone that it sits on. Premier Polysteel begins by using commercial-duty steel for each product built. Next, a thick 1/8+ inch protective coating of PVC is added. The resulting product is unequalled in strength and durability.

Experience the difference a completely PVC coating will make on the longevity of your outdoor furniture. Wind, rain, salt, and snow are no match for Premier Polysteel. Rust and corrosion are never an issue because there is no exposed metal. In compliance with worldwide regulations, our PVC protective coating is UV stable, mold resistant, and can withstand direct heat up to 300 degrees.

Our company is committed to being environmentally conscious. We are committed to continually finding ways to support our environment.

Premier Polysteel is a division of ADA Enterprises, Inc. and has been in the plastic coated metal business since 1974. **Proudly made in Iowa, U.S.A.**



## TABLE OF CONTENTS

TABLES.....5	RECEPTACLES.....19	TREE GRATES & GUARDS.....24	GRILLS & FIRE PITS.....27
BENCHES.....13	SWINGS.....20	PLANTERS.....25	INDEX.....29
	PATIO FURNITURE.....22	BIKE RACKS.....26	QUICK-SHIP PROGRAM.....35







"Premier Polysteel is not just a great manufacturer of quality products, they are terrific people as well. They understood our needs and customized a solution that made sense for our business. We truly enjoyed working with Premier Polysteel and their amazing staff."

Ty Weitzel, Director of Operations  
Evan Barnett, General Manager  
Typhoon Texas Waterpark, Katy, Texas






# PICNIC TABLES

Premier Polysteel Champion picnic tables are second-to-none in durability and strength. From the completely PVC coated steel to the wide base design for optimum stability, they exceed all performance requirements. The commercial quality picnic tables are coated from top to bottom with a 1/8+ inch layer of PVC, providing a long-lasting, attractive addition to any location. Not only are they comfortable and easy to clean, but they are built to endure all climates. From desert sun to salty ocean air, your picnic table is built to last!

## AVAILABLE COLORS



## STYLES



Questions? Call 877-746-3826

5

[www.premierpolysteel.com](http://www.premierpolysteel.com)





"Premier Polysteel has been our picnic table supplier for our first Amusement park in Nicaragua. Their products offer high quality and durability and their customer service is great. They respond very quickly and go above and beyond to help with anything they can."

**Mariano Gutierrez**, General Manager  
Play Zone Park, Nicaragua

Tu Parque más divertido!

[www.playzone.com.ni](http://www.playzone.com.ni)





MODEL		PRODUCT	WEIGHT
Expanded	Perforated		
926-101*QS	926-1P1	Champion 4' Square, Free Standing *Quick Ship! (Expanded)	300 lbs.
926-106	926-1P6	Champion 4' Square, Multi Pedestal Direct Bury (no umbrella hole)	500 lbs.
926-108	926-1P8	Champion 4' Square, Single Pedestal Direct Bury (no umbrella hole)	475 lbs.
953-101	953-1P1	Champion 4' Square with 3 Seats, Free Standing	280 lbs.
953-108	953-1P8	Champion 4' Square with 3 Seats, Single Pedestal Direct Bury (no umbrella hole)	475 lbs.
922-101	922-1P1	Champion 4' Square with Backrests, Free Standing	420 lbs.



▲ 922-101 free standing with expanded metal surfaces

## CHAMPION SERIES SQUARE PICNIC TABLES

Premier Polysteel's Champion square picnic table features a full 48 inch table top, rounded corners, and seating for up to eight adults. The Champion table with backrests is comfortable seating at its best! Both styles have a walk-through design making it a breeze to relax in comfort.



926-101 free standing with expanded surfaces ▲



Questions? Call 877-746-3826

7

[www.premierpolysteel.com](http://www.premierpolysteel.com)



## CHAMPION SERIES ROUND PICNIC TABLES

Seat up to eight adults on a full 48 inch diameter table top. Each table provides a 1.7 inch diameter hole to fit a 1.5 inch diameter umbrella pole. Surface mount kits are available for bolting the free standing model to a concrete surface.



▲ 955-1P1 free standing table with perforated steel surfaces

◀ SURFACE MOUNT KIT Large Surface Mount Kit is for all free standing benches and rectangle tables. Small Kit is for free standing square, round, and kid's tables.



▲ 956-305 multi-pedestal surface mount table with expanded metal surfaces

## CHAMPION SERIES OVAL PICNIC TABLES

This perfect blend of comfort and style! The Champion oval picnic table seats up to six adults and has an easy walk-through design.

MODEL		PRODUCT	WEIGHT
Expanded	Perforated		
955-101*QS	955-1P1	Champion 4' Round, Free Standing *Quick Ship! (Expanded)	300 lbs.
955-106	955-1P6	Champion 4' Round, Multi Pedestal Direct Bury	500 lbs.
955-108	955-1P8	Champion 4' Round, Single Pedestal Direct Bury	500 lbs.
957-101	957-1P1	Champion 4' Round with 3 Seats, Free Standing	300 lbs.
957-108	957-1P8	Champion 4' Round with 3 Seats, Single Pedestal Direct Bury	470 lbs.
956-301	956-3P1	Champion 3'x6' Oval, Free Standing	255 lbs.
956-302	956-3P2	Champion 3'x6' Oval, Double Pedestal Direct Bury	360 lbs.
956-305	956-3P5	Champion 3'x6' Oval, Multi Pedestal Surface Mount	435 lbs.
956-306	956-3P6	Champion 3'x6' Oval, Multi Pedestal Direct Bury	435 lbs.





## CHAMPION SERIES RECTANGLE PICNIC TABLES

The design of the Champion rectangle style results in comfort partly due to the secure overall stability of the picnic table. Is everyone seated on the same side? No problem! These tables do not tip! The wide frame base makes this impossible.

Standard and ADA accessible free standing picnic tables are available for expedited delivery with our Quick Ship program!

Unless otherwise noted, all picnic tables have a standard umbrella hole. See umbrellas and fabric choices on page 28.

MODEL	PRODUCT	WEIGHT
<b>Expanded</b>	<b>Perforated</b>	
924-101*QS	924-1P1	Champion 4' Rectangle, Free Standing *Quick Ship! (Expanded)
924-108	924-1P8	Champion 4' Rectangle, Single Pedestal Direct Bury (no umbrella hole)
924-109	924-1P9	Champion 4' Rectangle, Single Pedestal Surface Mount (no umbrella hole)
924-301*QS	924-3P1	Champion 6' Rectangle, Free Standing *Quick Ship! (Expanded)
924-302	924-3P2	Champion 6' Rectangle, Double Pedestal Direct Bury
924-305	924-3P5	Champion 6' Rectangle, Multi Pedestal Surface Mount
924-306	924-3P6	Champion 6' Rectangle, Multi Pedestal Direct Bury
924-307	924-3P7	Champion 6' Rectangle, Double Pedestal Surface Mount
924-308	924-3P8	Champion 6' Rectangle, Single Pedestal Direct Bury (no umbrella hole)
924-309	924-3P9	Champion 6' Rectangle, Single Pedestal Surface Mount (no umbrella hole)
924-501*QS	924-5P1	Champion 8' Rectangle, Free Standing *Quick Ship! (Expanded)
924-502	924-5P2	Champion 8' Rectangle, Double Pedestal Direct Bury
924-505	924-5P5	Champion 8' Rectangle, Multi Pedestal Surface Mount
924-506	924-5P6	Champion 8' Rectangle, Multi Pedestal Direct Bury
924-507	924-5P7	Champion 8' Rectangle, Double Pedestal Surface Mount
924-601*QS	924-6P1	Champion 10' Rectangle, Free Standing (no umbrella hole) *Quick Ship! (Expanded)

▲ 924-309 single pedestal surface mount

▲ 924-507 double pedestal surface mount

◀ 924-301 free standing 6' table with expanded metal surfaces



Questions? Call 877-746-3826

9

[www.premierpolysteel.com](http://www.premierpolysteel.com)



## CHAMPION SERIES ACCESSIBLE PICNIC TABLES

Premier Polysteel wheelchair accessible picnic tables meet all ADA requirements. The 4' x 5' table has necessary room for a wheelchair on one side, with standard seating on the other three sides. The 8' x 30" and 10' x 30" tables have seats centered on each side that are 6' and 8' respectively. The seats are centered to provide wheelchair space on each end of the table.



◀ 927-101 free standing 4'x5' accessible table with expanded metal surfaces



◀ 950-501 free standing 8' accessible table with expanded metal surfaces

MODEL		PRODUCT	WEIGHT
Expanded	Perforated		
950-501*QS	950-5P1	Champion 8' ADA Accessible, Free Standing *Quick Ship! (Expanded)	275 lbs.
950-502	950-5P2	Champion 8' ADA Accessible, Double Pedestal Direct Bury	375 lbs.
950-505	950-5P5	Champion 8' ADA Accessible, Multi Pedestal Surface Mount	455 lbs.
950-506	950-5P6	Champion 8' ADA Accessible, Multi Pedestal Direct Bury	455 lbs.
950-507	950-5P7	Champion 8' ADA Accessible, Double Pedestal Surface Mount	455 lbs.
950-601	950-6P1	Champion 10' ADA Accessible, Free Standing (no umbrella hole)	330 lbs.
950-605	950-6P5	Champion 10' ADA Accessible, Multi Pedestal Surface Mount (no umbrella hole)	460 lbs.
927-101*QS	927-1P1	Champion 4'x5' ADA Accessible, Free Standing*Quick Ship! (Expanded)	300 lbs.
927-106	927-1P6	Champion 4'x5' ADA Accessible, Multi Pedestal Direct Bury (no umbrella hole)	500 lbs.
927-108	927-1P8	Champion 4'x5' ADA Accessible, Single Pedestal Direct Bury (no umbrella hole)	475 lbs.





# JUST FOR KIDS!

## CHAMPION KIDS SERIES KIDS PICNIC TABLES

Champion Kids picnic tables are made with the same high quality standards found in all Premier Polysteel products. The steel tables have a 1/8+ inch coating of PVC that is UV stable, mold resistant, and compliant with worldwide PVC standards. The completely coated picnic tables have no holes to allow access to bees and other insects. Choose from our twelve Premier Polysteel colors! Mix and match up to three color combinations for a fun and bright look!



▲ 941-101 4' Kids table

◀ 941-301 6' Kids table

MODEL		PRODUCT	WEIGHT
Expanded	Perforated		
944-091	944-P91	Champion Kids 3' Square, Free Standing	240 lbs.
941-101	941-1P1	Champion Kids 4' Rectangle, Free Standing	140 lbs.
941-301	941-3P1	Champion Kids 6' Rectangle, Free Standing	165 lbs.
941-501	941-5P1	Champion Kids 8' Rectangle, Free Standing	190 lbs.







# BillyBird® Park Hemelrijk

[www.billybird.nl](http://www.billybird.nl)

"The picnic tables Premier Polysteel delivered are great and are good quality for the use of our guests. The tables require no maintenance and save on expensive overhead. Because we have a rainy climate, we appreciate that the tables dry quickly and sand doesn't stick to them. Less work, less cost, more value for our budget."

**Ton Derks**, Entrepreneur  
Billy Bird Park, Hemelrijk, Netherlands







▲ 936-3B1 6' Supreme Buddy Bench

"We launched a pro-friend campaign at our school this fall, and we are so grateful that the installation of our Premier Polysteel Buddy Bench supports all that our pro-friend campaign stands for – showing kindness and respect to others, and inclusion of all. We love that our Buddy Bench has given our students a safe place on our playground to eliminate loneliness and foster friendships. The Buddy Bench has provided a great opportunity for all our students to continue to grow their circle of friends so everyone has someone to play with."

– Paul Wenger, Jordan Creek Elementary Principal, West Des Moines

# ENCOURAGING FRIENDSHIP

Encourage friendship with a beautiful Premier Polysteel Buddy Bench! The Champion Supreme Buddy Bench has a full 15 inch seat and backrest depth. These commercial quality steel benches are coated completely with PVC plastic and will never rust or corrode. The Buddy Bench comes with an industry leading 20 year warranty!



◀ 936-3B1 6' Supreme with expanded metal surfaces

MODEL	PRODUCT	WEIGHT
Expanded		
936-3B1	Champion 6' Supreme Buddy Bench, Free Standing *Quick Ship!	130 lbs.
936-3B2	Champion 6' Supreme Buddy Bench, Direct Bury *Quick Ship!	130 lbs.
936-3B7	Champion 6' Supreme Buddy Bench, Surface Mount *Quick Ship!	130 lbs.
936-5B1	Champion 8' Supreme Buddy Bench, Free Standing *Quick Ship!	150 lbs.
936-5B2	Champion 8' Supreme Buddy Bench, Direct Bury *Quick Ship!	150 lbs.
936-5B7	Champion 8' Supreme Buddy Bench, Surface Mount *Quick Ship!	150 lbs.



Questions? Call 877-746-3826

13

[www.premierpolysteel.com](http://www.premierpolysteel.com)





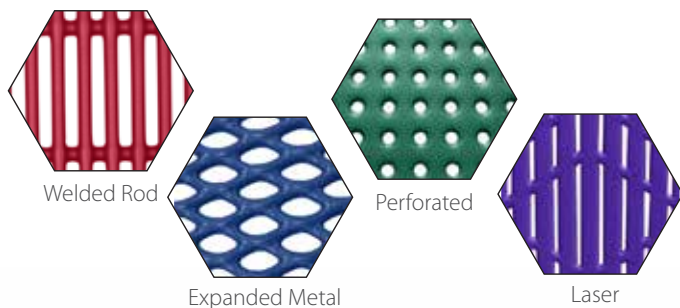
# BENCHES

From parks to playgrounds, a Premier Polysteel maintenance free bench is the perfect addition to any landscape! The entire bench has a thick coating of UV stable, mold resistant plastisol compliant with worldwide standards. This means no rust and no painting! Ever! Choose from a variety of models that will beautifully transform your area into a place of enjoyment.

## AVAILABLE COLORS



## STYLES



Questions? Call 877-746-3826

14

[www.premierpolysteel.com](http://www.premierpolysteel.com)







▲ 934-6L1 Champion 10' free standing expanded metal bench

## CHAMPION SERIES PARK BENCHES

BENCHES

The Champion Park benches are available with a standard diamond shaped design in expanded metal and in perforated steel with a punched-hole design. This bench is available in 4 foot, 6 foot, 8 foot, and 10 foot lengths. The bench without back also can be ordered with a wall mount and additionally comes in a 15 foot length. The seat and back each have a depth of 10 inches. Most expanded metal Champion benches are in our Quick Ship program and noted with \*QS! See page 35 for details.

This bench looks great with letters or a dedication/memorial plaque on the backrest! (Letters not available with the perforated steel benches.)

MODEL					PRODUCT	WEIGHT
Expanded	Letters	Plaque	Perforated	Plaque		
934-101 *QS!	934-1L1	934-1M1	934-1P1	934-1PM1	Champion 4' with back, Free Standing	110 lbs.
934-102 *QS!	934-1L2	934-1M2	934-1P2	934-1PM2	Champion 4' with back, Direct Bury	110 lbs.
934-107 *QS!	934-1L7	934-1M7	934-1P7	934-1PM7	Champion 4' with back, Surface Mount	110 lbs.
934-301 *QS!	934-3L1	934-3M1	934-3P1	934-3PM1	Champion 6' with back, Free Standing	130 lbs.
934-302 *QS!	934-3L2	934-3M2	934-3P2	934-3PM2	Champion 6' with back, Direct Bury	130 lbs.
934-307 *QS!	934-3L7	934-3M7	934-3P7	934-3PM7	Champion 6' with back, Surface Mount	130 lbs.
934-501 *QS!	934-5L1	934-5M1	934-5P1	934-5PM1	Champion 8' with back, Free Standing	150 lbs.
934-502 *QS!	934-5L2	934-5M2	934-5P2	934-5PM2	Champion 8' with back, Direct Bury	150 lbs.
934-507 *QS!	934-5L7	934-5M7	934-5P7	934-5PM7	Champion 8' with back, Surface Mount	150 lbs.
934-601 *QS!	934-6L1	934-6M1	934-6P1	934-6PM1	Champion 10' with back, Free Standing	185 lbs.
934-602 *QS!	934-6L2	934-6M2	934-6P2	934-6PM2	Champion 10' with back, Direct Bury	185 lbs.
934-607 *QS!	934-6L7	934-6M7	934-6P7	934-6PM7	Champion 10' with back, Surface Mount	185 lbs.
935-101 *QS!	N/A	N/A	935-101	N/A	Champion 4' without back, Free Standing	75 lbs.
935-102 *QS!	N/A	N/A	935-102	N/A	Champion 4' without back, Direct Bury	75 lbs.
935-104 *QS!	N/A	N/A	935-104	N/A	Champion 4' without back, Wall Mount	75 lbs.
935-107 *QS!	N/A	N/A	935-107	N/A	Champion 4' without back, Surface Mount	75 lbs.
935-301 *QS!	N/A	N/A	935-301	N/A	Champion 6' without back, Free Standing	85 lbs.
935-302 *QS!	N/A	N/A	935-302	N/A	Champion 6' without back, Direct Bury	85 lbs.
935-304 *QS!	N/A	N/A	935-304	N/A	Champion 6' without back, Wall Mount	85 lbs.
935-307 *QS!	N/A	N/A	935-307	N/A	Champion 6' without back, Surface Mount	85 lbs.
935-501 *QS!	N/A	N/A	935-501	N/A	Champion 8' without back, Free Standing	95 lbs.
935-502 *QS!	N/A	N/A	935-502	N/A	Champion 8' without back, Direct Bury	95 lbs.
935-504 *QS!	N/A	N/A	935-504	N/A	Champion 8' without back, Wall Mount	95 lbs.
935-507 *QS!	N/A	N/A	935-507	N/A	Champion 8' without back, Surface Mount	95 lbs.
935-601 *QS!	N/A	N/A	935-601	N/A	Champion 10' without back, Free Standing	135 lbs.
935-602 *QS!	N/A	N/A	935-602	N/A	Champion 10' without back, Direct Bury	135 lbs.
935-604 *QS!	N/A	N/A	935-604	N/A	Champion 10' without back, Wall Mount	135 lbs.
935-607 *QS!	N/A	N/A	935-607	N/A	Champion 10' without back, Surface Mount	135 lbs.
935-702	N/A	N/A	935-702	N/A	Champion 15' without back, Direct Bury	270 lbs.
935-704	N/A	N/A	935-704	N/A	Champion 15' without back, Wall Mount	270 lbs.
935-707	N/A	N/A	935-707	N/A	Champion 15' without back, Surface Mount	270 lbs.



Questions? Call 877-746-3826

15

www.premierpolysteel.com



937-501 Champion Supreme 8' free standing expanded metal bench ▲

▲ 936-3L1 Champion Supreme 6' expanded metal bench

## CHAMPION SERIES SUPREME BENCHES

The seats and backs are a full 5 inches deeper with the Champion Supreme bench for a total depth of 15 inches! Available with a backrest in 4, 6, 8, and 10 foot lengths, and an additional 15 foot Supreme bench without a backrest. Choose between the PVC coated diamond shaped expanded metal and the punched-hole look of perforated steel. Personalize your Champion Supreme bench with a dedication/ memorial plaque or custom wording, design, or logo. (Letters and designs are not available with the perforated steel benches.) "QS" written next to the model number means that bench is in our Quick Ship Program! See page 35 for details.

MODEL					PRODUCT	WEIGHT
Expanded	Letters	Plaque	Perforated	Plaque		
936-101 *QS!	936-1L1	936-1M1	936-1P1	936-1PM1	Champion Supreme 4' with back, Free Standing	110 lbs.
936-102 *QS!	936-1L2	936-1M2	936-1P2	936-1PM2	Champion Supreme 4' with back, Direct Bury	110 lbs.
936-107 *QS!	936-1L7	936-1M7	936-1P7	936-1PM7	Champion Supreme 4' with back, Surface Mount	110 lbs.
936-301 *QS!	936-3L1	936-3M1	936-3P1	936-3PM1	Champion Supreme 6' with back, Free Standing	130 lbs.
936-302 *QS!	936-3L2	936-3M2	936-3P2	936-3PM2	Champion Supreme 6' with back, Direct Bury	130 lbs.
936-307 *QS!	936-3L7	936-3M7	936-3P7	936-3PM7	Champion Supreme 6' with back, Surface Mount	130 lbs.
936-501 *QS!	936-5L1	936-5M1	936-5P1	936-5PM1	Champion Supreme 8' with back, Free Standing	150 lbs.
936-502 *QS!	936-5L2	936-5M2	936-5P2	936-5PM2	Champion Supreme 8' with back, Direct Bury	150 lbs.
936-507 *QS!	936-5L7	936-5M7	936-5P7	936-5PM7	Champion Supreme 8' with back, Surface Mount	150 lbs.
936-601 *QS!	936-6L1	936-6M1	936-6P1	936-6PM1	Champion Supreme 10' with back, Free Standing	185 lbs.
936-602 *QS!	936-6L2	936-6M2	936-6P2	936-6PM2	Champion Supreme 10' with back, Direct Bury	185 lbs.
936-607 *QS!	936-6L7	936-6M7	936-6P7	936-6PM7	Champion Supreme 10' with back, Surface Mount	185 lbs.
937-101 *QS!	N/A	N/A	937-101	N/A	Champion Supreme 4' without back, Free Standing	80 lbs.
937-102 *QS!	N/A	N/A	937-102	N/A	Champion Supreme 4' without back, Direct Bury	80 lbs.
937-104 *QS!	N/A	N/A	937-104	N/A	Champion Supreme 4' without back, Wall Mount	80 lbs.
937-107 *QS!	N/A	N/A	937-107	N/A	Champion Supreme 4' without back, Surface Mount	80 lbs.
937-301 *QS!	N/A	N/A	937-301	N/A	Champion Supreme 6' without back, Free Standing	90 lbs.
937-302 *QS!	N/A	N/A	937-302	N/A	Champion Supreme 6' without back, Direct Bury	90 lbs.
937-304 *QS!	N/A	N/A	937-304	N/A	Champion Supreme 6' without back, Wall Mount	90 lbs.
937-307 *QS!	N/A	N/A	937-307	N/A	Champion Supreme 6' without back, Surface Mount	90 lbs.
937-501 *QS!	N/A	N/A	937-501	N/A	Champion Supreme 8' without back, Free Standing	100 lbs.
937-502 *QS!	N/A	N/A	937-502	N/A	Champion Supreme 8' without back, Direct Bury	100 lbs.
937-504 *QS!	N/A	N/A	937-504	N/A	Champion Supreme 8' without back, Wall Mount	100 lbs.
937-507 *QS!	N/A	N/A	937-507	N/A	Champion Supreme 8' without back, Surface Mount	100 lbs.
937-601 *QS!	N/A	N/A	937-601	N/A	Champion Supreme 10' without back, Free Standing	145 lbs.
937-602 *QS!	N/A	N/A	937-602	N/A	Champion Supreme 10' without back, Direct Bury	145 lbs.
937-604 *QS!	N/A	N/A	937-604	N/A	Champion Supreme 10' without back, Wall Mount	145 lbs.
937-607 *QS!	N/A	N/A	937-607	N/A	Champion Supreme 10' without back, Surface Mount	145 lbs.
937-702 *QS!	N/A	N/A	937-702	N/A	Champion Supreme 15' without back, Direct Bury	205 lbs.
937-704 *QS!	N/A	N/A	937-704	N/A	Champion Supreme 15' without back, Wall Mount	205 lbs.
937-707 *QS!	N/A	N/A	937-707	N/A	Champion Supreme 15' without back, Surface Mount	205 lbs.







## GRAND CONTOUR SERIES

The Grand Contour series of benches deliver strength and unmatched durability! The seats will not sag over time! This bench is available in three different material patterns, including coated laser cut steel, welded rod, and the diamond shaped design of expanded metal. Sturdy and comfortable, this bench is built to last! Customize any Grand Contour bench with a backrest by adding a dedication/memorial plaque.



## GRAND CONTOUR SERIES IN-LINE SEATING



▲ 983-307 In-Line Grand Contour welded rod bench, surface mount

MODEL			WITH PLAQUE			PRODUCT	WEIGHT
Expanded	Welded Rod	Laser	Expanded	Welded Rod	Laser		
938-302	981-302	982-302	938-3M2	981-3M2	982-3M2	In-Line, Direct Bury	140 lb.
938-307	981-307	982-307	938-3M7	981-3M7	982-3M7	In-Line, Surface Mount	140 lbs.
977-302	983-302	984-302	N/A	N/A	N/A	In-Line without backrest, Direct bury	120 lbs.
977-307	983-307	984-307	N/A	N/A	N/A	In-Line without backrest, Surface Mount	120 lbs.



Questions? Call 877-746-3826

17

[www.premierpolysteel.com](http://www.premierpolysteel.com)





## GRAND CONTOUR SERIES BENCHES



▲ 973-103 4' Grand Contour without backrest in expanded metal



▲ 974-303 6' Grand Contour bench in expanded metal



971-103 4' Grand Contour bench in laser cut steel ►

MODEL			WITH PLAQUE			PRODUCT	WEIGHT
Expanded	Welded Rod	Laser	Expanded	Welded Rod	Laser		
974-103	939-103	971-103	974-1M3	939-1M3	971-1M3	4' with backrest	125-135 lbs.
974-303	939-303	971-303	974-3M3	939-3M3	971-3M3	6' with backrest	150-170 lbs.
973-103	976-103	985-103	N/A	N/A	N/A	4' without backrest	110-115 lbs.
973-303	976-303	985-303	N/A	N/A	N/A	6' without backrest	120-130 lbs.



939-103 4' Grand Contour bench in welded rod ►

## GRAND CONTOUR SERIES 45 DEGREE SEATING



938-45D-7 Grand Contour 45° welded rod bench, surface mount ►

MODEL			WITH PLAQUE			PRODUCT	WEIGHT
Expanded	Welded Rod	Laser	Expanded	Welded Rod	Laser		
938-45D-2	981-45D-2	982-45D-2	938-45DM-2	981-45DM-2	982-45DM-2	45 Degree, Direct Bury	140 lbs.
938-45D-7	981-45D-7	982-45D-7	938-45DM-7	981-45DM-7	982-45DM-7	45 Degree, Surface Mount	140 lbs.
972-45D-2	983-45D-2	984-45D-2	N/A	N/A	N/A	45 Degree without backrest, Direct Bury	120 lbs.
972-45D-7	983-45D-7	984-45D-7	N/A	N/A	N/A	45 Degree without backrest, Surface Mount	120 lbs.





# RECEPTACLES

## The Durable Site Solution

The durable strength of Premier Polysteel receptacles offers a perfect site solution for containing trash. Both attractive and maintenance free, all receptacle styles are 100% coated with UV stable, mold resistant plastisol (PVC). Liners are included with all receptacles.

Square receptacles are available with 32 and 55 gallon capacities. Choose expanded metal, welded rod, laser cut steel, or perforated steel sides. Lid choices include the arch lid and the flat lid.

Round receptacles are available in 22, 32, and 55 gallon capacities. The coated flat lid comes with the option of an 8 inch or a 16 inch opening. The standard round receptacle ships flat and some assembly is required. One-piece round receptacles are available in all three sizes and arrive ready to go to work. All sizes are available with the diamond shaped expanded metal sides. The 32 gallon Arch Lid Receptacle with expanded metal sides is a Quick Ship item. See page 35 for details.

996-051 Arch Lid Receptacle, 55 gallon ▶



SQUARE RECEPTACLE MODEL				PRODUCT	WEIGHT
Expanded	Welded Rod	Perforated	Laser		
996-031 *QSI	993-031	994-031	992-031	Arch Lid Square Receptacle, 32 Gal.	120 lbs.
996-051	993-051	994-051	996-P51	Arch Lid Square Receptacle, 55 Gal.	165 lbs.
996-F31	993-F31	994-F31	992-F31	Flat Lid Square Receptacle, 32 Gal.	110 lbs.
996-F51	993-F51	994-F51	992-F31	Flat Lid Square Receptacle, 55 Gal.	150 lbs.

ROUND RECEPTACLE MODEL	PRODUCT	WEIGHT
Expanded Metal		
988-131	One-piece Round Receptacle, 22 gal.	38 lbs.
995-131	One-piece Round Receptacle, 32 gal.	48 lbs.
989-131	One-piece Round Receptacle, 55 gal.	66 lbs.
995-031	Round Receptacle, Ships Flat and Unassembled, 32 gal.	100 lbs.
995-002	Flat Lid for 22 Gal. with 8" hole	15 lbs.
995-006	Flat Lid for 22 Gal. with 16" hole	15 lbs.
995-001	Flat Lid for 32 Gal. with 8" hole	17 lbs.
995-005	Flat Lid for 32 Gal. with 16" hole	17 lbs.
995-003	Flat Lid for 55 Gal. with 8" hole	23 lbs.
995-007	Flat Lid for 55 Gal. with 16" hole	23 lbs.
DOMELID*	Polydome Lid for 32 Gal. *available in black, brown, blue, gray, red, yellow	9 lbs.
99DBKIT	Direct Bury Kit for in-ground mounting, PVC coated (see page 29)	2 lbs.
99SMKIT	Surface Mount Kit, PVC coated (see page 29)	5 lbs.
LIDCABLE	Cable to Attach Lid to Receptacle	<1 lb.

995-031 32 gallon ▶

995-031 32 gallon ▼

989-131 55 gallon ▶  
▼ 988-131 22 gallon



\*Lids for round receptacles are sold separately.



Questions? Call 877-746-3826

19

www.premierpolysteel.com



SITE AMENITIES

# SWINGS

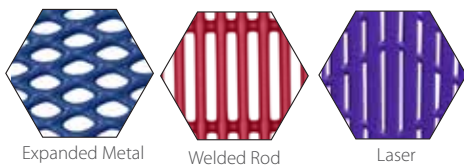
Premier Polysteel Grand Contour swings are the perfect blend of form and function. The one-piece contoured swing is completely coated with UV stable, mold resistant PVC. Choose expanded metal, welded rod, or laser cut steel seat patterns. Heavy-duty, PVC coated pipe supports the swing. Commercial grade cast iron hinges round out the durable construction. The swings are also available in Memorial styles.

MODEL			PRODUCT	WEIGHT
Expanded	Welded Rod	Laser		
974-S02	939-S02	971-S02	Grand Contour 4' Swing	190 lbs.
974-S12	939-S12	971-S12	Grand Contour 6' Swing	225 lbs.

## AVAILABLE COLORS



## AVAILABLE STYLES



Questions? Call 877-746-3826

20

[www.premierpolysteel.com](http://www.premierpolysteel.com)







Questions? Call 877-746-3826

21

[www.premierpolysteel.com](http://www.premierpolysteel.com)





# PATIO FURNITURE

## PATIO FURNITURE

939-D11 Laser Patio Chair &  
908-D81 Laser Patio Table ▶

Perfect for the patio or relaxing poolside, Premier Polysteel patio sets compliment all settings. The comfortably contoured chairs feature adjustable feet. Both the patio table and the bar table have a 30 inch diameter surface. The durability of these products is evident in the weight of each piece. Using first-rate materials and the thick UV stable, mold resistant PVC coating guarantees they will last a lifetime.

MODEL			PRODUCT	WEIGHT
Expanded	Welded Rod	Laser		
939-D31	939-D21	939-D11	Patio Chair	55 lbs.
958-D81	N/A	908-D81	Patio Table	120 lbs.
939-B31	939-B21	939-B11	Bar Chair	60 lbs.
908-B81	N/A	958-B81	Bar Table	120 lbs.



Questions? Call 877-746-3826

22

[www.premierpolysteel.com](http://www.premierpolysteel.com)





# CHAISE LOUNGE

Rest in style on the Premier Polysteel Chaise Lounge, offering unmatched strength in the toughest of environments!



The Premier Polysteel Chaise Lounge features strong wheels for easy mobility and a backrest adjustable to four different positions. Because it is completely coated with a thick layer of UV stable PVC, there will be no problem with rusting or fading.

Comfortable and beautiful custom cushions are available for this customer-favorite product. We have carefully selected twelve Sunbrella fabrics that match wonderfully with our standard colors. However, more fabric options are available. See page 28.

MODEL	PRODUCT	WEIGHT
900-101	Chaise Lounge, Expanded Metal	105 lbs.
900-CLC	Chaise Lounge Custom Cushion	3 lbs.



PATIO FURNITURE

## AVAILABLE FABRICS



Jockey Red



Navy



Aruba



Daffodil



Macaw



Sand



Austoria Sunset



Dolce Oasis



Bravada Limelight



Milano Charcoal



Brannon Redwood



Stanton Greystone



Questions? Call 877-746-3826

23

[www.premierpolysteel.com](http://www.premierpolysteel.com)





# TREE GRATES & GUARDS

The perfect complement to any landscape design! Premier Polysteel tree grates and guards are made of durable steel and are completely coated with plastisol (PVC).

The two piece tree grate will protect the soil around the tree from compressing while letting in available moisture. The standard size is 44" x 44", and custom sizes are available.

The attractive Premier Polysteel tree guard will protect young trees from the physical dangers that are natural to urban walkways.

MODEL	PRODUCT	WEIGHT
TGT44x44	Standard Size Tree Grate, Coated Laser Cut Steel	92 lbs.
TGD10x36	Standard Size Guard, Coated Metal	35 lbs.



9PL-101 ▶

# PLANTERS



Create curb appeal with beautiful Premier Polysteel planters! The perfect balance to any landscape design, the PVC coated planters are built with the same high quality standards as our furniture. Available in the diamond design of expanded metal, welded rod, punched-hole design of the perforated steel, and laser cut steel. Custom sizes are available.



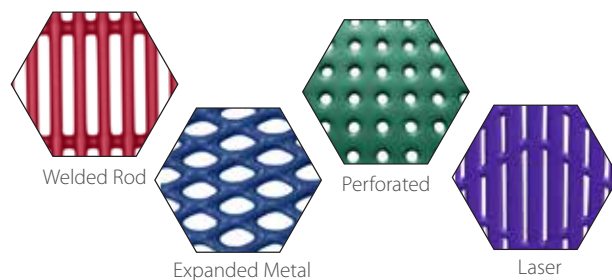
9PL-102 ▶

MODEL				PRODUCT	WEIGHT
Expanded	Welded Rod	Perforated	Laser		
9PL-202	9PL-201	9PL-2P2	9PL-204	Square Planter	50 lbs.
9PL-102	N/A	N/A	N/A	Round Planter	45 lbs.
9PL-2M2	N/A	9PL-2MP2	N/A	Square Memorial Planter	50 lbs.
9PL-001	Planter Liner 5 pcs Black Polyethylene (Square)				3 lbs.

## AVAILABLE COLORS



## AVAILABLE STYLES



Questions? Call 877-746-3826

25

[www.premierpolysteel.com](http://www.premierpolysteel.com)



SITE AMENITIES



# BIKE RACKS

997-510 ▶

MODEL	PRODUCT	WEIGHT
Surface Mount	Direct Bury	
997-502	997-202 1 Loop Bike Rack (3 bikes)	40 lbs.
997-503	997-203 2 Loop Bike Rack (5 bikes)	65 lbs.
997-506	997-206 3 Loop Bike Rack (7 bikes)	85 lbs.
997-507	997-207 4 Loop Bike Rack (9 bikes)	115 lbs.
997-510	997-210 5 Loop Bike Rack (11 bikes)	160 lbs.

## LOOP STYLE

The Premier Polysteel loop style bike rack is our no-assembly, space-saving solution. It is available in five lengths and ships as one solid piece of durability. As with all our products, it is completely coated in one of twelve standard colors of plastisol. No rusting – no chipping paint – no maintenance!

In both direct bury or surface mount styles, the loop style bike rack comes with one to five loop options accommodating up to eleven bikes.

## GATE STYLE

Providing 200+ pounds of durability and stability, the traditional gate style bike rack is a classic. Available in 5 foot and 8 foot lengths, it features two-sided bike parking and accommodates eight and twelve bikes respectively. Maintenance free!



997-008 ▶

MODEL	PRODUCT	WEIGHT
Free Standing/Bolt Down	Direct Bury	
997-005	997-205 Bike Rack, 5' Gate Style	210 lbs.
997-008	997-208 Bike Rack, 8' Gate Style	290 lbs.



# GRILLS & FIRE PITS



## FIRE PITS

Feature a 300 square inch cooking grate that is adjustable to four positions

## COVERED GRILLS

A hinged cover holds in the smoke and heat to give food that "smoked" flavor.



## MULTI-LEVEL PEDESTAL GRILLS

Practical and theft resistant, this heavy-duty grill comes standard with rounded corners, drain holes, and 360 degrees rotation.

## GROUP GRILLS

Includes two separate cooking grates that are adjustable to four levels. Anti-theft design.



MODEL	PRODUCT	WEIGHT
999-ECG1929	Covered Grill, In-Ground, Surface Mount, 320 sq. inch cooking surface	145 lbs.
999-ECG1941	Covered Grill, In-Ground, Surface Mount, 500 sq. inch cooking surface	188 lbs.
999SF16	Pedestal Flip Grate Grill, In-Ground, Black, 20"x15"x10" cooking surface	79 lbs.
999-SF16SM	Pedestal Flip Grate Grill, Surface Mount, Black, 20"x15"x10" cooking surface	79 lbs.
999-SB16	Pedestal Grill with Ash Lip, In-Ground, Black, 20"x15"x10" cooking surface	79 lbs.
999-SB16SM	Pedestal Grill with Ash Lip, Surface Mount, Black, 20"x15"x10" cooking surface	79 lbs.
999-SB3628U	Group Grill, Surface Mount, two adjustable cooking grates 36"x28"x10" each	246 lbs.
999-SB3628UIG	Group Grill, In-Ground, two adjustable cooking grates 36"x28"x10" each	266 lbs.
999-ECSUS	Optional Side Utility Shelf for Covered Grills, Black-fits to side of 999-ECG1929 and 999-ECG1941	10 lbs.
999-UT	Optional Back Utility Shelf, Black-fits to back of pedestal grills	10 lbs.
999-UTG	Optional Back Utility Shelf, Galvanized-fits to back of pedestal grills	10 lbs.
999-ECPCB	Optional Portable Castor Base for Covered Grills, Black	29 lbs.
999-ECSM	Optional Surface Mount Base for Covered Grills, Black	10 lbs.
999-ECWB29	Warming Basket for 999-ECG1929	10 lbs.
999-ECWB41	Warming Basket for 999-ECG1941	13 lbs.
AFG80TB	Fire Ring with tilt back style staple anchors, Black, 31"x34"x6"	89 lbs.
AFG80SAS	Fire Ring with spade anchors for stationary mounting, Black, 31"x34"x6"	91 lbs.
AFG80WCSAS	ADA Compliant Fire Ring with spade anchors, Black, 34"x34" with adjustable cooking height of 19"-24"	167 lbs.



Questions? Call 877-746-3826

27

www.premierpolysteel.com



SITE AMENITIES

# UMBRELLAS & CUSHIONS




## MARKET AND GARDEN UMBRELLAS

7.5' Garden Umbrella, Astoria Sunset ▲

Enjoy the shade and added protection from the sun with a beautiful Premier Polysteel umbrella! The soft cloth is a canvas-like material woven from solution dyed acrylic fiber. It will retain its color and vibrancy for years. Soft, comfortable, breathable fabric has a soil and stain resistant finish, cleans easily, and resists mildew. Twelve fabrics have been carefully selected to match the Premier Polysteel standard PVC colors, however the choices aren't limited to those shown. The 9 foot Market Umbrella features a crank lift, auto tilt, and an aluminum pole. The 7.5 foot Garden Umbrella features a crank lift, push button tilt, and an anodized pole.



9' Market Umbrella, Jockey Red ▲



## UMBRELLA BASE



Firmly secure the Premier Polysteel umbrella with a PVC coated umbrella base available in any of our twelve standard colors. At 22 pounds, the weight of this product offers great stability. It can be additionally weighted by filling it with concrete. The maintenance-free accessory will not rust or chip.

MODEL	PRODUCT	WEIGHT
955-90AAB	9' Market Umbrella	15 lbs.
955-75AKA	7.5' Garden Patio Umbrella	10 lbs.
955-980	Umbrella Base, PVC Coated	22 lbs.

## CHAISE LOUNGE CUSHIONS

This fabric cushion is custom made for the Premier Polysteel Chaise Lounge. It is available in twelve carefully selected fabric options. More options are available by contacting Premier Polysteel through our website or by calling the number below.





## ACCESSORIES/SITE AMENITIES

PRODUCT	MODEL #	WEIGHT	MOUNTING OPTIONS	MATERIAL	COLORS	PAGE #
Chaise Lounge Cushion	900-CLC	32 lbs.		Acrylic		23, 28
Covered Grill 19-1/2"x29-1/4"x16-1/2"	999-26	144 lbs.	Portable Caster Base	Steel	Black Enamel	27
Covered Grill 19-1/2"x41-1/2"x16-1/2"	999-40	188 lbs.	Portable Caster Base	Steel	Black Enamel	27
Side Utility Shelf for Covered Grill	999-ECSUS	10 lbs.		Steel	Black Enamel	
Portable Castor Base for Covered Grill	999-ECPCB	29 lbs.	Portable	Steel	Black Enamel	27
Fire Ring 31"x34"	AFG80-TB	86 lbs.	Tilt-back, Staple Anchors	Steel	Black Enamel	27
Fire Ring 31"x34"	AFG80-SAS	91 lbs.	Spade Anchor Stakes	Steel	Black Enamel	27
Fire Ring 31"x34" ADA Compliant	AFG80-WCSAS	167 lbs.	Spade Anchor Stakes	Steel	Black Enamel	27
Group Grill 36"x28"x10"	999-36IG	266 lbs.	In-Ground	Steel	Black Enamel	27
Group Grill 36"x28"x10"	999-36SM	246 lbs.	Surface Mount	Steel	Black Enamel	27
Multi-Level Pedestal Grill 20"x15"x10" Grate Flips Back	999-SF16SM	79 lbs.	Surface Mount	Steel	Galvanized	27
Multi-Level Pedestal Grill 20"x15"x10" Grate Flips Back	999-SF16	79 lbs.	In-Ground	Steel	Galvanized	27
Multi-Level Pedestal Grill 20"x15"x10"	999-SB16SM	79 lbs.	Surface Mount	Steel	Galvanized	27
Multi-Level Pedestal Grill 20"x15"x10"	999-SB16	79 lbs.	In-Ground	Steel	Galvanized	27
Utility Shelf 8"x20" for Multi-Level Pedestal Grills	999-UT	10 lbs.		Steel	Black	27
Utility Shelf 8"x20" for Multi-Level Pedestal Grills	999-UTG	10 lbs.		Steel	Galvanized	27
Receptacle Direct Bury Kit	99DBKIT	2 lbs.	In-Ground	Coated Pipe		19
Receptacle Lid Cable	LIDCABLE	1 lb.		Vinyl Covered Cable	Clear Vinyl	19
Surface Mount Kit, Large, for benches and rectangle tables	KIT-SM-L	2 lbs.	Surface Mount	Coated Metal		8
Surface Mount Kit, Small For square, round, and kids tables	KIT-SM-S	2 lbs.	Surface Mount	Coated Metal		8
Umbrella, 7.5' Garden Patio	955-75AKA	10 lbs.		Acrylic/Anodized		28
Umbrella, 9' Market	955-90AAB	15 lbs.		Acrylic/Aluminum		28
Umbrella Base	955-980	22 lbs.	Portable	Coated Metal		28

## CHAMPION BENCHES

\*\*Model numbers shown are free standing benches in coated expanded metal. The 15' benches are shown in direct bury. For other mounts and styles, including plaques and letters, please see the corresponding page.\*\*

PRODUCT	MODEL #	WEIGHT	MOUNTING OPTIONS	MATERIAL	COLORS	PAGE #
6' Supreme Buddy Bench, Free Standing	936-3B1	130 lbs.	Free Standing, Direct Bury, Surface Mount			13
8' Supreme Buddy Bench, Free Standing	936-5B1	150 lbs.	Free Standing, Direct Bury, Surface Mount			13
4' With Back, Free Standing	934-101	110 lbs.	Free Standing, Direct Bury, Surface Mount			15
6' With Back, Free Standing	934-301	130 lbs.	Free Standing, Direct Bury, Surface Mount			15
8' With Back, Free Standing	934-501	150 lbs.	Free Standing, Direct Bury, Surface Mount			15
10' With Back, Free Standing	934-601	185 lbs.	Free Standing, Direct Bury, Surface Mount			15
4' Without Back, Free Standing	935-101	75 lbs.	Free Standing, Direct Bury, Surface Mount			15



Questions? Call 877-746-3826

29

www.premierpolysteel.com





























6'Without Back, Free Standing	935-301	85 lbs.	Free Standing, Direct Bury, Surface Mt, Wall Mt.			15
-------------------------------	---------	---------	--	--	--	----


## CHAMPION BENCHES

\*\*Model numbers shown are free standing benches in coated expanded metal. The 15'benches are shown in direct bury. For other mounts and styles, including plaques and letters, please see the corresponding page.\*\*

PRODUCT	MODEL #	WEIGHT	MOUNTING OPTIONS	MATERIAL	COLORS	PAGE #
8'Without Back, Free Standing	935-501	95 lbs.	Free Standing, Direct Bury, Surface Mt, Wall Mt.			15
10'Without Back, Free Standing	935-601	135 lbs.	Free Standing, Direct Bury, Surface Mt, Wall Mt.			15
15'Without Back, Direct Bury	935-702	270 lbs.	Direct Bury, Surface Mt, Wall Mt.			15
4'Supreme with back, Free Standing	936-101	110 lbs.	Free Standing, Direct Bury, Surface Mount			16
6'Supreme with back, Free Standing	936-301	130 lbs.	Free Standing, Direct Bury, Surface Mount			16
8'Supreme with back, Free Standing	936-501	150 lbs.	Free Standing, Direct Bury, Surface Mount			16
10'Supreme with back, Free Standing	936-601	185 lbs.	Free Standing, Direct Bury, Surface Mount			16
4'Supreme without back, Free Standing	937-101	80 lbs.	Free Standing, Direct Bury, Surface Mt, Wall Mt			16
6'Supreme without back, Free Standing	937-301	90 lbs.	Free Standing, Direct Bury, Surface Mt, Wall Mt			16
8'Supreme without back, Free Standing	937-501	100 lbs.	Free Standing, Direct Bury, Surface Mt, Wall Mt			16
10'Supreme without back, Free Standing	934-601	145 lbs.	Free Standing, Direct Bury, Surface Mt, Wall Mt			16
15'Supreme without back, Direct Bury	934-702	205	Direct Bury, Surface Mt, Wall Mt			16

## GRAND CONTOUR BENCHES

\*\*Model numbers do not show all mounting options. For more styles, including plaques, please see the corresponding page\*\*

PRODUCT	MODEL #	WEIGHT	MOUNTING OPTIONS	MATERIAL	COLORS	PAGE #
3 Seat In-Line, Expanded, Surface Mount	938-307	140 lbs.	Surface Mount, Direct Bury			17
3 Seat In-Line, Welded Rod, Surface Mount	981-307	140 lbs.	Surface Mount, Direct Bury			17
3 Seat In-Line, Laser, Surface Mount	982-307	160 lbs.	Surface Mount, Direct Bury			17
3 Seat In-Line no backrest, Expanded, Surface Mount	977-307	120 lbs.	Surface Mount, Direct Bury			17
3 Seat In-Line no backrest, Welded Rod, Surface Mount	983-307	120 lbs.	Surface Mount, Direct Bury			17
3 Seat In-Line no backrest, Laser, Surface Mount	984-307	140 lbs.	Surface Mount, Direct Bury			17
45 Degree, Expanded, Surface Mount	938-45D-7	140 lbs.	Surface Mount, Direct Bury			18
45 Degree, Welded Rod, Surface Mount	981-45D-7	140 lbs.	Surface Mount, Direct Bury			18
45 Degree, Laser, Surface Mount	982-45D-7	160 lbs.	Surface Mount, Direct Bury			18
45 Degree no backrest, Expanded, Surface Mount	972-45D-7	120 lbs.	Surface Mount, Direct Bury			18
45 Degree no backrest, Welded Rod, Surface Mount	983-45D-7	120 lbs.	Surface Mount, Direct Bury			18
45 Degree no backrest, Laser, Surface Mount	984-45D-7	140 lbs.	Surface Mount, Direct Bury			18



Questions? Call 877-746-3826

























30

www.premierpolysteel.com















## GRAND CONTOUR BENCHES

\*\*Model numbers do not show all mounting options. For more styles, including plaques, please see the corresponding page\*\*



PRODUCT	MODEL #	WEIGHT	MOUNTING OPTIONS	MATERIAL	COLORS	PAGE #
4' Bench, Expanded, Free Standing w/ Surface Mt Option	974-103	125 lbs.	Free Standing with Bolt-Down Surface Mount Option			18
4' Bench, Welded Rod, Free Standing w/ Surface Mt Option	939-103	125 lbs.	Free Standing with Bolt-Down Surface Mount Option			18
4' Bench, Laser, Free Standing w/ Surface Mt Option	971-103	145 lbs.	Free Standing with Bolt-Down Surface Mount Option			18
6' Bench, Expanded, Free Standing w/ Surface Mt Option	974-303	145 lbs.	Free Standing with Bolt-Down Surface Mount Option			18
6' Bench, Welded Rod, Free Standing w/ Surface Mt Option	939-303	145 lbs.	Free Standing with Bolt-Down Surface Mount Option			18
6' Bench, Laser, Free Standing w/ Surface Mt Option	971-303	165 lbs.	Free Standing with Bolt-Down Surface Mount Option			18
4' Bench no backrest, Expanded, FS/SM	973-103	125 lbs.	Free Standing with Bolt-Down Surface Mount Option			18
4' Bench no backrest, Welded Rod, FS/SM	976-103	125 lbs.	Free Standing with Bolt-Down Surface Mount Option			18
4' Bench no backrest, Laser, FS/SM	985-103	145 lbs.	Free Standing with Bolt-Down Surface Mount Option			18
6' Bench no backrest, Expanded, FS/SM	973-303	110 lbs.	Free Standing with Bolt-Down Surface Mount Option			18
6' Bench no backrest, Welded Rod, FS/SM	976-303	110 lbs.	Free Standing with Bolt-Down Surface Mount Option			18
6' Bench no backrest, Laser, FS/SM	985-303	120 lbs.	Free Standing with Bolt-Down Surface Mount Option			18

## GRAND CONTOUR SWINGS

\*\*Model numbers do not show all mounting options. For more styles, including plaques, please see the corresponding page\*\*

PRODUCT	MODEL #	WEIGHT	MOUNTING OPTIONS	MATERIAL	COLORS	PAGE #
4' Expanded Metal	974-S02	180 lbs.	Direct Bury			20-21
4' Welded Rod	939-S02	180 lbs.	Direct Bury			20-21
4' Laser	971-S02	190 lbs.	Direct Bury			20-21
6' Expanded Metal	974-S12	210 lbs.	Direct Bury			20-21
6' Welded Rod	939-S12	210 lbs.	Direct Bury			20-21
6' Laser	971-S12	225 lbs.	Direct Bury			20-21

## PATIO FURNITURE

PRODUCT	MODEL #	WEIGHT	MOUNTING OPTIONS	MATERIAL	COLORS	PAGE #
Patio Chair, Expanded	939-D31	55 lbs.	Free Standing			22
Patio Chair, Welded Rod	939-D21	55 lbs.	Free Standing			22



Questions? Call 877-746-3826

31

www.premierpolysteel.com










## PATIO FURNITURE

PRODUCT	MODEL #	WEIGHT	MOUNTING OPTIONS	MATERIAL	COLORS	PAGE #
Patio Chair, Laser	939-D11	60 lbs.	Free Standing			22
Patio Table, Expanded	958-D81	110 lbs.	Free Standing			22
Patio Table, Laser	908-D81	120 lbs.	Free Standing			22
Patio Bar Chair, Expanded	939-B31	60 lbs.	Free Standing			22
Patio Bar Chair, Welded Rod	939-B21	60 lbs.	Free Standing			22
Patio Bar Chair, Laser	939-B11	65 lbs.	Free Standing			22
Patio Bar Table, Expanded	908-B81	115 lbs.	Free Standing			22
Patio Bar Table, Laser	958-B81	125 lbs.	Free Standing			22











## CHAISE LOUNGE

PRODUCT	MODEL #	WEIGHT	MOUNTING OPTIONS	MATERIAL	COLORS	PAGE #
Chaise Lounge, Expanded	900-101	105 lbs.	Free Standing/Portable			23





## TREE GRATES AND GUARDS

PRODUCT	MODEL #	WEIGHT	MOUNTING OPTIONS	MATERIAL	COLORS	PAGE #
44"x44"Tree Grate, Laser	TGT44x44	92 lbs.	Set within Customer Framed Border			24
18"x36"Tree Guard	TGD18x36	35 lbs.	Bolted to Tree Grate	Coated Metal		24

## PLANTERS
















































PRODUCT	MODEL #	WEIGHT	MOUNTING OPTIONS	MATERIAL	COLORS	PAGE #
26"x26"x18" Square Planter, Expanded	9PL-202	50 lbs.	Free Standing			25
26"x26"x18" Square Planter, Welded Rod	9PL-201	50 lbs.	Free Standing			25
26"x26"x18" Square Planter, Laser	9PL-204	55 lbs.	Free Standing			25
26"x26"x18" Square Planter, Perforated	9PL-2P2	50 lbs.	Free Standing			25
28" dia. x 18" Round Planter, Expanded	9PL-102	45 lbs.	Free Standing			25

## RECEPTACLES

PRODUCT	MODEL #	WEIGHT	MOUNTING OPTIONS	MATERIAL	COLORS	PAGE #
32 Gal. Square with Arch Lid, Expanded	996-031	120 lbs.	Free Standing			19
32 Gal. Square with Arch Lid, Welded Rod	993-031	120 lbs.	Free Standing			19



# RECEPTACLES

PRODUCT	MODEL #	WEIGHT	MOUNTING OPTIONS	MATERIAL	COLORS	PAGE #
32 Gal. Square with Arch Lid, Laser	994-031	125 lbs.	Free Standing			19
32 Gal. Square with Arch Lid, Perforated	992-031	120 lbs.	Free Standing			19
55 Gal. Square with Arch Lid, Expanded	996-051	165 lbs.	Free Standing			19
55 Gal. Square with Arch Lid, Welded Rod	993-051	165 lbs.	Free Standing			19
55 Gal. Square with Arch Lid, Laser	994-051	165 lbs.	Free Standing			19
55 Gal. Square with Arch Lid, Perforated	992-051	165 lbs.	Free Standing			19
32 Gal. Square with Flat Lid, Expanded	996-F31	110 lbs.	Free Standing			19
32 Gal. Square with Flat Lid, Welded Rod	993-F31	110 lbs.	Free Standing			19
32 Gal. Square with Flat Lid, Laser	994-F31	115 lbs.	Free Standing			19
32 Gal. Square with Flat Lid, Perforated	992-F31	120 lbs.	Free Standing			19
55 Gal. Square with Flat Lid, Expanded	996-F51	150 lbs.	Free Standing			19
55 Gal. Square with Flat Lid, Welded Rod	993-F51	150 lbs.	Free Standing			19
55 Gal. Square with Flat Lid, Laser	994-F51	150 lbs.	Free Standing			19
55 Gal. Square with Flat Lid, Perforated	992-F51	150 lbs.	Free Standing			19
One-piece Round Receptacle, 22 gal.	988-131	38 lbs.	Free Standing			19
One-piece Round Receptacle, 32 gal.	995-131	48 lbs.	Free Standing			19
One-piece Round Receptacle, 55 gal.	989-131	66 lbs.	Free Standing			19
Round Receptacle, Ships Flat and Unassembled, 32 gal.	995-031	100 lbs.	Free Standing			19
Round Receptacle, Ships Flat and Unassembled, 32 gal.	995-031	100 lbs.	Free Standing			19
Flat Lid for 22 Gal. with 8" hole	995-002	15 lbs.		Coated Metal		19
Flat Lid for 22 Gal. with 16" hole	995-006	15 lbs.		Coated Metal		19
Flat Lid for 32 Gal. with 8" hole	995-001	17 lbs.		Coated Metal		19
Flat Lid for 32 Gal. with 16" hole	995-005	17 lbs.		Coated Metal		19
Flat Lid for 55 Gal. with 8" hole	995-003	23 lbs.		Coated Metal		19
Flat Lid for 55 Gal. with 16" hole	995-007	23 lbs.		Coated Metal		19
Polydome Lid for 32 Gal. *available in black, brown, blue, gray, red, yellow	DOMELID*	9 lbs.		Coated Metal		19
Direct Bury Kit for in-ground mounting, PVC coated (see page 29)	99DBKIT	2 lbs.		Coated Metal		19
Surface Mount Kit to secure receptacle to concrete	99SMKIT	5 lbs.		Coated Metal		19

























## BIKE RACKS

PRODUCT	MODEL #	WEIGHT	MOUNTING OPTIONS	MATERIAL	COLORS	PAGE #
5' Gate Style, FS/SM	997-005	210 lbs.	Free Standing with a Bolt Down Option	Coated Pipe		26
5' Gate Style, Direct Bury	997-205	210 lbs.	Direct Bury	Coated Pipe		26
8' Gate Style, FS/SM	997-008	290 lbs.	Free Standing with a Bolt Down Option	Coated Pipe		26
8' Gate Style, Direct Bury	997-208	290 lbs.	Direct Bury	Coated Pipe		26
One-Loop, Surface Mount	997-502	40 lbs.	Surface Mount	Coated Pipe		26
One-Loop, Direct Bury	997-202	40 lbs.	Direct Bury	Coated Pipe		26
Two-Loop, Surface Mount	997-503	65 lbs.	Surface Mount	Coated Pipe		26
Two-Loop, Direct Bury	997-203	65 lbs.	Direct Bury	Coated Pipe		26
Three-Loop, Surface Mount	997-506	85 lbs.	Surface Mount	Coated Pipe		26
Three-Loop, Direct Bury	997-206	85 lbs.	Direct Bury	Coated Pipe		26
Four-Loop, Surface Mount	997-507	115 lbs.	Surface Mount	Coated Pipe		26
Four-Loop, Direct Bury	997-207	115 lbs.	Direct Bury	Coated Pipe		26
Five-Loop, Surface Mount	997-510	160 lbs.	Surface Mount	Coated Pipe		26
Five-Loop, Direct Bury	997-210	160 lbs.	Direct Bury	Coated Pipe		26









## TABLES

\*\*Model numbers shown are free standing tables in coated expanded metal. For other mounts and styles please see the corresponding page.\*\*

PRODUCT	MODEL #	WEIGHT	MOUNTING OPTIONS	MATERIAL	COLORS	PAGE #
4' Square, Free Standing	926-101	300	Free Standing, Single Ped Direct Bury, Multi Ped Direct Bury	 		7
4' Round, Free Standing	955-101,	300	Free Standing, Single Ped Direct Bury, Multi Ped Direct Bury	 		8
3'x6' Oval, Free Standing	956-301	255	Free Standing, Dbl Ped Direct Bury, Multi Ped Surface Mount	 		8
4' Rectangle, Free Standing	924-101	200	Free Standing, Single Pedestal Direct Bury	 		9
6' Rectangle, Free Standing	924-301	255	Free Standing, Dbl Ped Direct Bury, Multi Ped Surface Mount, Dbl Ped Surface Mt	 		9
8' Rectangle, Free Standing	924-501	270	Free Standing, Dbl Ped Direct Bury, Multi Ped Surface Mount, Dbl Ped Surface Mt	 		9
10' Rectangle, Free Standing	924-601	345	Free Standing	 		9
8' ADA Accessible, Free Standing	950-501	275	Free Standing, Dbl Ped Direct Bury, Multi Ped Surface Mount	 		10
10' ADA Accessible, Free Standing	950-601	330	Free Standing, Multi Ped Surface Mt	 		10
4'x5' ADA Accessible	927-101	300	Free Standing, Multi Ped Direct Bury, Single Ped Direct Bury	 		10

## KIDS TABLES

\*\*Model numbers shown are for coated expanded metal. For perforated steel please see the corresponding page.\*\*

PRODUCT	MODEL #	WEIGHT	MOUNTING OPTIONS	MATERIAL	COLORS	PAGE #
4' Rectangle, Free Standing	941-101	140	Free Standing, Single Ped Surface Mount	 		11
6' Rectangle, Free Standing	941-301	165	Free Standing, Single Ped Surface Mount, Single Ped Direct Bury and Multi Ped Direct Bury	 		11
8' Rectangle, Free Standing	941-501	190	Free Standing	 		11
3' Square, Free Standing	944-091	240	Free Standing	 		11





# PREMIER POLYSTEEL QUICK-SHIP PROGRAM

Need Quick Delivery? These 100% PVC-coated, steel products are available in expanded metal and will ship in **TEN BUSINESS DAYS OR LESS**, if ordered in **Blue, Hunter Green, Brown, or Black**. Products ordered in **Red, Burgundy, Yellow, Orange, Ivory, Evergreen, Gray, and Purple** will ship in **FIFTEEN BUSINESS DAYS OR LESS!**



**Buddy Bench**  
6' (936-3B) & 8' (936-5B)  
All Mounts\*\*



**4' Champion Round Table**  
955-101  
Free Standing  
77" Diameter Footprint



**4' Champion Square Table**  
926-101  
Free Standing  
76"x76" Footprint



**4' Champion Table**  
924-101  
Free Standing  
69"x48" Footprint



**6' Champion Table**  
924-301  
Free Standing  
69"x72" Footprint



**8' Champion Table**  
924-501  
Free Standing  
69"x96" Footprint



**10' Champion Table**  
924-601  
Free Standing  
69"x120" Footprint



**8' Champion Accessible Table**  
950-501  
Free Standing  
60"x96" Footprint



**4'x5' Champion Accessible Table, 927-101**  
Free Standing,  
76"x74" Footprint



**6' Champion Supreme Bench**  
936-301, 302, 307  
All Mounts\*  
4' Supreme not pictured



**8' Champion Supreme Bench**  
936-501, 502, 507  
All Mounts\*  
10' Supreme not pictured



**6' Champion Bench**  
934-301, 302, 307  
All Mounts\*  
4' not pictured



**8' Champion Bench**  
934-501, 502, 507  
All Mounts\*



**10' Champion Bench**  
934-601, 602, 607  
All Mounts\*



**6' Champion Supreme Bench**  
937-301, 302, 304, 307  
All Mounts\* (Surface Mt. shown)  
4' Supreme Bench not pictured



**8' Champion Supreme Bench**  
937-501, 502, 504, 507  
All Mounts\* (Direct Bury shown)  
10' Supreme Bench not pictured



**4' Champion Bench**  
935-101, 102, 104, 107  
All Mounts\*



**6' Champion Bench**  
935-301, 302, 304, 307  
All Mounts\*



**8' Champion Bench**  
935-501, 502, 504, 507  
All Mounts\* (Wall Mount shown)  
10' Bench not pictured



**32 Gal. Arch Lid Receptacle with Liner**  
996-031

\*Mounting types for ALL Benches include Free Standing, Direct Bury, Surface Mount. Wall Mount available for Benches without a backrest.  
° Large Kit is for ALL free standing Benches and Rectangle Tables. Small Kit is for free standing Square, Round and Kid's tables.  
\*\*Lead-time on quantities of 11 or more units may vary.



Questions? Call 877-746-3826

35

www.premierpolysteel.com







# PREMIER POLYSTEEL

The Best Commercial Outdoor Furniture Available. Period.



A DIVISION OF ADA ENTERPRISES, INC.  
P.O. Box 77, 305 Enterprize Dr. | Northwood, IA 50459  
Toll Free U.S. and Canada: 877-746-3826  
Phone: 641-324-2750 | Fax: 641-324-1092  
Email: [sales@premierpolysteel.com](mailto:sales@premierpolysteel.com)

**[WWW.PREMIERPOLYSTEEL.COM](http://WWW.PREMIERPOLYSTEEL.COM)**

© 2016 Premier Polysteel. All Rights Reserved

